

PRODUCT DATASHEET

DP EM 1500 26W 840 IP65 GY

DAMP PROOF EMERGENCY | Damp-proof luminaires, classic shape with integrated emergency lighting function



Areas of application

- Emergency illumination of escape routes
- Antipanic lighting
- Buildings requiring up to 3 h emergency light operation
- Industrial and storage facilities
- Car parks and underpasses
- Garages
- Workshops, assembly lines

Product benefits

- Seamless integration of luminaires with emergency lighting function into general lighting
- Easy wiring thanks to included prewired driver and battery for Emergency lighting function
- Simple testing of luminaires with emergency lighting function thanks to integrated automatic test function
- Convenient visualization of results of automatic test with an included control LED
- Operation of integrated emergency lighting function with long life LiFePO4 battery with 3h battery discharge time
- Evenly distributed light in normal operation
- Energy savings of up to 60 % (compared to luminaires that use fluorescent lamps)
- Easy installation, no tools required for connection
- 3 years guarantee

Product features

- Luminaire suited for normal lighting and emergency lighting
- Certified according to European norms (EN 60598-1:2015; EN 60598-2-22:2014)
- Self-contained luminaires
- Emergency lighting function: battery discharge time of 3 h



- Function test of emergency lighting: automatic (AT)
- Battery technology: LiFePO4
- High luminous efficacy: up to 135 lm/W
- Type of protection: IP65
- Beam angle: 110°

TECHNICAL DATA

Electrical data

Nominal wattage	26.00 W
Operating mode	Integrated LED driver
Wattage in maintained operation mode	26.0 W
Wattage in emergency operation mode	3.0 W
Nominal voltage	220...240 V
Nominal current	125 mA
Inrush current	10.7 A
Inrush current time T_{h50}	154 μ s
Nominal voltage of battery	3.2 V
Power factor λ	> 0.90
Mains frequency	50...60 Hz
Max. no. of lum. on circuit break. B16 A	56
Max. no. of lum. on circuit break. C10 A	44
Max. no. of lum. on circuit break. C16 A	71
Total harmonic distortion	< 20 %

Luminaire control gear data

Low flicker	Yes
Output current	190 mA


Photometrical data

Color temperature	4000 K
Luminous flux	3500 lm
Luminous flux in maintained operation mode	3500 lm
Luminous flux in emergency operation mode	500 lm
Luminous efficacy	135 lm/W
Light color (designation)	Cool White
Standard deviation of color matching	4 sdc _m
Color rendering index Ra	> 80

Light technical data

Beam angle	110 °
------------	-------

Dimensions & weight



Length	1500.00 mm
Height	68.00 mm
Width	82.00 mm
Product weight	1800.00 g

Colors & materials

Body material	Polycarbonate (PC)
Product color	Gray
Housing color	Gray
Cover material	Polycarbonate (PC)
Light emitting surface material	Polycarbonate

Temperatures & operating conditions

Ambient temperature range	5...+35 °C
---------------------------	------------

Lifespan

Number of switching cycles	100000
Lifespan L70/B50 at 25 °C	70000 h
Lifespan L80/B10 at 25 °C	50000 h
Lifespan L90/B10 at 25 °C	32000 h

Additional product data

Mounting type	Suspended/Surface
Mounting location	Ceiling / Wall
Low flicker	Yes
Product remark	

Capabilities

Dimmable	No
Type of connection	Screwless terminal, 5-Pole
LED module replaceable	Not replaceable
Area of emergency application	Anti-panic lighting / Escape route lighting

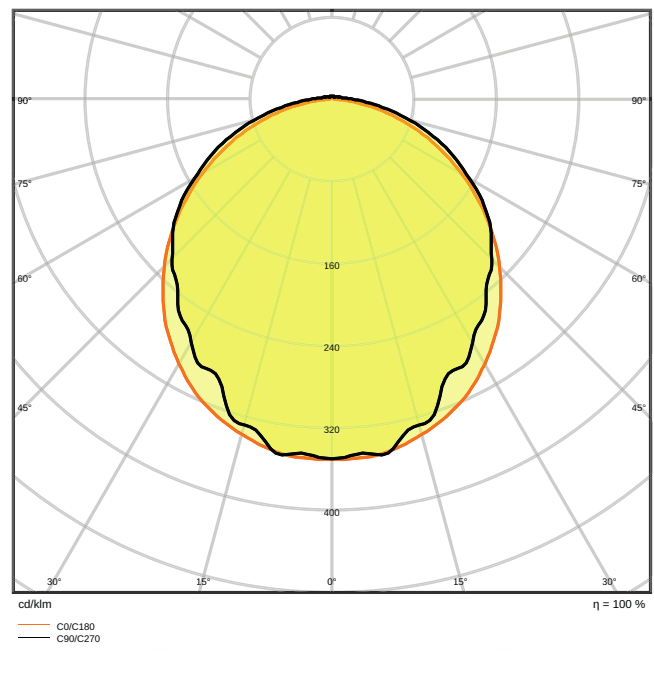
Type of emergency light operation	Maintained / Non-maintained
Type of emergency operation test	Automatic
Battery life in emergency operation mode	3 h
Battery charging time	< 24 h
Integrated test switch	No

Certificates & standards

Protection class IK (shock resistance)	IK08
Glow Wire Test according to IEC 60695-2-12	850 °C
Photobiological safety group acc. to EN62778	RG0
Protection class	I
Type of protection	IP65
Ball shot safe	No
Standards	CE / CB / EAC / RoHS
Luminaire with limited surface temperature, class "D"	Yes



LDC typ cone



LDC typ polar

LOGISTICAL DATA






Temperature range at storage

5...+35 °C

EQUIPMENT / ACCESSORIES

- Stainless steel clamps with safety screws included
- Mounting accessories included (suspension kit, theft protection kit)

DOWNLOAD DATA

DOWNLOAD DATA	
	User instruction DampProof_IP65_Emergency_Gen2
	IES file (IES) DP EM 1500 26W 840 IP65 GY
	LDT file (Eulumdat) DP EM 1500 26W 840 IP65 GY
	R3D file (Relux 3D Model) DP 1500
	M3D file (3D Model) DP 1500

LOGISTICAL DATA

Product code	Packaging unit (Pieces/Unit)	Dimensions (length x width x height)	Gross weight	Volume
4058075541429	Folding box 1	1,512 mm x 87 mm x 74 mm	2135.00 g	9.73 dm ³
4058075541436	Shipping box 6	1,532 mm x 191 mm x 245 mm	14041.00 g	71.69 dm ³

The mentioned product code describes the smallest quantity unit which can be ordered. One shipping unit can contain one or more single products. When placing an order, for the quantity please enter single or multiples of a shipping unit.

References / Links

- For Guarantee see www.ledvance.com/guarantee

DISCLAIMER

Subject to change without notice. Errors and omission excepted. Always make sure to use the most recent release.