

LC1K0610M7

Contacteur, TeSys K, 3P, AC-3/AC-3e, 440V 6A, aux. 1NO, 220...230V AC coil, screw clamp terminals



Galvenā

Diapazons	TeSys
Produkta vai sastāvdaļas veids	Contacteur
Ierīces īsais nosaukums	LC1K
Ierīces pielietojums	Kontrolē
Contacteur application	Motor control

Papildinošs

Utilisation category	AC-3 AC-3e AC-4
Polu skaits	3P
Power pole contact composition	3 NO
[Ue] nominālais darbības spriegums	Strāvas ķēde: ≤ 690 V AC ≤ 400 Hz Signalling circuit: ≤ 690 V AC ≤ 400 Hz
[Ie] rated operational current	6 A (at <60 °C) at ≤ 440 V AC AC-3 for strāvas ķēde 6 A (at <60 °C) at ≤ 440 V AC AC-3e for strāvas ķēde
Control circuit type	AC 50/60 Hz
[Uc] control circuit voltage	220...230 V AC 50/60 Hz
Motor power kW	1,5 kW 220...230 V AC 50/60 Hz AC-3 2,2 kW 380...415 V AC 50/60 Hz AC-3 3 kW 440/690 V AC 50/60 Hz AC-3 1,5 kW 220...230 V AC 50/60 Hz AC-3e 2,2 kW 380...415 V AC 50/60 Hz AC-3e 3 kW 440/690 V AC 50/60 Hz AC-3e 1,5 kW 220...230 V AC 50/60 Hz AC-4 2,2 kW 380...415 V AC 50/60 Hz AC-4 3 kW 440/690 V AC 50/60 Hz AC-4
Papildkontakta veids	1 NO
[Uimp] rated impulse withstand voltage	8 kV
Pārsprieguma kategorija	III
[Ith] conventional free air thermal current	20 A (at 60 °C) for strāvas ķēde 10 A (at 50 °C) for signalling circuit
Irms rated making capacity	110 A AC for strāvas ķēde conforming to IEC 60947 110 A AC for signalling circuit conforming to IEC 60947
Rated breaking capacity	110 A at 220...230 V conforming to IEC 60947 110 A at 380...400 V conforming to IEC 60947 110 A at 415 V conforming to IEC 60947 110 A at 440 V conforming to IEC 60947 80 A at 500 V conforming to IEC 60947 70 A at 660...690 V conforming to IEC 60947

The information provided in this documentation contains general descriptions and/or technical characteristics of the performance of the products contained herein. This documentation is not intended as a substitute for and is not to be used for determining suitability or reliability of these products for specific user applications. It is the duty of any such user or integrator to perform the appropriate and complete risk analysis, evaluation and testing of the products with respect to the relevant specific application or use thereof. Neither Schneider Electric Industries SAS nor any of its affiliates or subsidiaries shall be responsible or liable for misuse of the information contained herein.

[Icw] rated short-time withstand current	90 A 50 °C - 1 s for strāvas ķēde 85 A 50 °C - 5 s for strāvas ķēde 80 A 50 °C - 10 s for strāvas ķēde 60 A 50 °C - 30 s for strāvas ķēde 45 A 50 °C - 1 min for strāvas ķēde 40 A 50 °C - 3 min for strāvas ķēde 20 A 50 °C - >= 15 min for strāvas ķēde 80 A - 1 s for signalling circuit 90 A - 500 ms for signalling circuit 110 A - 100 ms for signalling circuit
Associated fuse rating	25 A gG at <= 440 V for strāvas ķēde 25 A aM for strāvas ķēde 10 A gG for signalling circuit conforming to IEC 60947 10 A gG for signalling circuit conforming to VDE 0660
Average impedance	3 mhm - lth 20 A 50 Hz for strāvas ķēde
[Ui] rated insulation voltage	Strāvas ķēde 600 V UL 508 Strāvas ķēde 690 V IEC 60947-4-1 Signalling circuit 690 V IEC 60947-4-1 Signalling circuit 690 V IEC 60947-5-1 Signalling circuit 600 V UL 508 Strāvas ķēde 600 V CSA C22.2 No 14 Signalling circuit 600 V CSA C22.2 No 14
Insulation resistance	> 10 MOhm for signalling circuit
Inrush power in VA	30 VA (at 20 °C)
Hold-in power consumption in VA	4,5 VA (at 20 °C)
Heat dissipation	1,3 W
Control circuit voltage limits	Operational: 0.8...1.15 U _c (at <50 °C) Drop-out: >= 0.20 U _c (at <50 °C)
Connections - terminals	Screw clamp terminals 1 1,5...4 mm ² ciets Screw clamp terminals 1 0,75...4 mm ² elastīgs without cable end Screw clamp terminals 1 0,34...2,5 mm ² elastīgs with cable end Screw clamp terminals 2 1,5...4 mm ² ciets Screw clamp terminals 2 0,75...4 mm ² elastīgs without cable end Screw clamp terminals 2 0,34...1,5 mm ² elastīgs with cable end
Maximum operating rate	3600 cikls/h
Auxiliary contacts type	Instantaneous 1 NO
Signalling circuit frequency	<= 400 Hz
Minimum switching current	5 mA for signalling circuit
Minimum switching voltage	17 V for signalling circuit
Montāžas stiprinājums	Rail Plāksne
Tightening torque	0,8...1,3 N.M screw clamp terminals Philips No 2 0,8...1,3 N.M screw clamp terminals flat Ø 6 mm 0,8...1,3 N.m screw clamp terminals pozidriv No 2
Operating time	10...20 ms coil de-energisation and NO opening 10...20 ms coil energisation and NO closing
Safety reliability level	B10d = 1369863 cikli contactor with nominal load EN/ISO 13849-1 B10d = 2000000 cikli contactor with mechanical load EN/ISO 13849-1
Non overlap distance	0,5 mm
Mehāniskā izturība	10 M cikli
Electrical durability	1,3 M cikli 6 A AC-3 <= 440 V 1,3 M cikli 6 A AC-3e <= 440 V 0,05 M cikli 36 A AC-4 <= 440 V
Mechanical robustness	Shocks contactor closed, on X axis 10 Gn for 11 ms IEC 60068-2-27 Shocks contactor closed, on Y axis 15 Gn for 11 ms IEC 60068-2-27 Shocks contactor closed, on Z axis 15 Gn for 11 ms IEC 60068-2-27 Shocks contactor opened, on X axis 6 Gn for 11 ms IEC 60068-2-27 Shocks contactor opened, on Y axis 10 Gn for 11 ms IEC 60068-2-27 Shocks contactor opened, on Z axis 10 Gn for 11 ms IEC 60068-2-27 Vibrations contactor closed 4 Gn, 5...300 Hz IEC 60068-2-6 Vibrations contactor opened 2 Gn, 5...300 Hz IEC 60068-2-6
Augstums	58 mm
Platums	45 mm
Dziļums	57 mm
Neto svars	0,18 kg

Vide

Standards	EN/IEC 60947-4-1 GB/T 14048.4 UL 60947-4-1 CSA C22.2 No 60947-4-1 JIS C8201-4-1
Produkta sertifikācija	CB Scheme[RETURN]CCC[RETURN]UL[RETURN]CSA[RETURN]EAC[RETURN]CE[RETURN]UK
IP degree of protection	IP2X VDE 0106
Protective treatment	TC IEC 60068 TC DIN 50016
Apkārtējā gaisa temperatūra uzglabāšanai	-50...80 °C
Operating altitude	2000 m without derating
Flame retardance	V1 UL 94 Requirement 2 NF F 16-101 Requirement 2 NF F 16-102

Iepakojšanas vienības

Pirmā iepakojuma vienības tips	PCE
Vienību skaits 1. iepakojumā	1
1. iepakojuma augstums	5 cm
1. iepakojuma platums	6 cm
1. iepakojuma garums	6,5 cm
1. iepakojuma svars	177 g
Otrā iepakojuma vienības tips	S02
Vienību skaits 2. iepakojumā	50
2. iepakojuma augstums	15 cm
2. iepakojuma platums	30 cm
2. iepakojuma garums	40 cm
2. iepakojuma svars	9,094 kg
Trešā iepakojuma vienības tips	P06
Vienību skaits 3. iepakojumā	800
3. iepakojuma augstums	75 cm
3. iepakojuma platums	80 cm
3. iepakojuma garums	60 cm
3. iepakojuma svars	153,504 kg

Piedāvājiet ilgtspēju

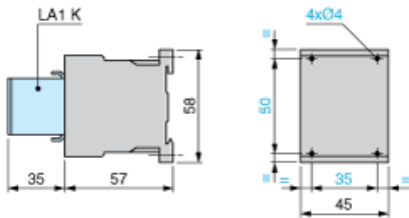
Ilgtspējīgs piedāvājuma statuss	Green Premium izstrādājums
REACH regula	REACH Deklarācija
Nesatur REACH SVHC	Jā
ES RoHS direktīva	Atbilstīgs ES RoHS Deklarācija
Nesatur toksiskus smagos metālus	Jā
Nesatur dzīvsudrabu	Jā
Ķīnas RoHS regula	Ķīnas RoHS Deklarācija
Informācija par RoHS izņēmumiem	Jā
Vides informācijas publiskošana	Produkta Ietekme Uz Vidi
Cirkularitātes profils	Informācija Par Eksploatācijas Izbeigšanu
WEEE	Eiropas Savienības tirgū no šī produkta ir jāatbrīvojas, ievērojot noteiktu atkritumu savākšanas kārtību, un produkts nedrīkst nonākt sadzīves atkritumu tvertnēs.

Līguma garantija

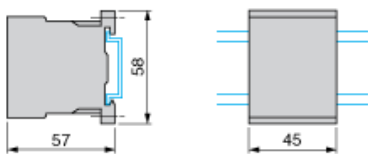
Garantija	18 months
-----------	-----------

Dimensions

Contactors LC1 K, LP1 K, LP4 K: Mounting on Panel

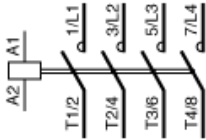


Contactors LC1 K, LP1 K, LP4 K: Mounting on Rail AM1 DP200 or AM1 DE200 (35 mm)



Wiring

3-Pole Contactors: 3P + N/O



3-Pole Contactors: 3P + N/C

