

RXM2AB2P7

miniature plug in relay, Harmony
Electromechanical Relays, 12A, 2CO, with
LED, lockable test but to n, 230V AC



Galvenā

Produkta sērija	Harmony Electromechanical Relays
Series name	Miniature
Produkta vai sastāvdaļas veids	Plug-in relay
Ieīces īsais nosaukums	RXM
Kontaktlīgšanas tips	2 C/O
[Uc] control circuit voltage	230 V AC 50/60 Hz
Statusa gaismas diode	With
Vadības veids	Lockable test button
Utilisation coefficient	20 %

Papildinošs

Shape of pin	Flat
[Ui] rated insulation voltage	250 V IEC 300 V CSA 300 V UL
[Uimp] rated impulse withstand voltage	4 kV 1.2/50 μs
Kontaktlīgšanas materiāls	AgNi
[Ie] rated operational current	12 A 28 V DC) NĒ IEC 12 A 250 V AC) NĒ IEC 6 A 28 V DC) NC IEC 6 A 250 V AC) NC IEC 12 A 28 V DC) UL 12 A 277 V AC) UL
Continuous output current	10 A
Maximum switching voltage	250 V IEC
Resistive rated load	12 A at 250 V AC 12 A at 28 V DC
Maximum switching capacity	3000 VA/336 W
Minimum switching capacity	170 mW 10 mA, 17 V
Operating rate	<= 1200 cycles/hour under load <= 18000 cycles/hour no-load
Mehāniskā izturība	10000000 cikli
Electrical durability	100000 cikli pretestības
Average coil consumption in VA	1,2 60 Hz
Average consumption	1,2 VA 60 Hz
Drop-out voltage threshold	>= 0.15 Uc
Operate time	20 ms
Release time	20 ms
Average coil resistance	15000 Ohm 20 °C +/- 15 %
Rated operational voltage limits	184...253 V AC
Safety reliability data	B10d = 100000
Protection category	RT I
Test levels	Level A group mounting
Operating position	Any position
CAD overall height	82,8 mm
CAD overall depth	80,35 mm

The information provided in this documentation contains general descriptions and/or technical characteristics of the performance of the products contained herein. This documentation is not intended as a substitute for and is not to be used for determining suitability or reliability of these products for specific user applications. It is the duty of any such user or integrator to perform the appropriate and complete risk analysis, evaluation and testing of the products with respect to the relevant specific application or use thereof. Neither Schneider Electric Industries SAS nor any of its affiliates or subsidiaries shall be responsible or liable for misuse of the information contained herein.

Neto svars	0,037 kg
Ierīces komplektācija	Nokomplektēts produkts

Vide

Dielectric strength	1300 V AC between contacts micro disconnection 2000 V AC between coil and contact basic insulation 2000 V AC between poles basic insulation
Produkta sertifikācija	UL[RETURN]Lloyd's[RETURN]CE[RETURN]CSA[RETURN]GOST[RETURN]IECEE CB Scheme
Standarti	IEC 61810-1 UL 508 CSA C22.2 No 14
Apkārtējā gaisa temperatūra uzglabāšanai	-40...85 °C
Ambient air temperature for operation	-40...55 °C
Vibration resistance	3 gn +/- 1 mm 10...150 Hz)5 cycles in operation 5 gn +/- 1 mm 10...150 Hz)5 cycles not operating
IP aizsardzības pakāpe	IP40 atbilst IEC 60529
Shock resistance	10 gnin operation 30 gnnot operating
Piesārņojuma pakāpe	3

Iepakojšanas vienības

Pirmā iepakojuma vienības tips	PCE
Vienību skaits 1. iepakojumā	1
1. iepakojuma augstums	2,6 cm
1. iepakojuma platums	2,0 cm
1. iepakojuma garums	5,0 cm
1. iepakojuma svars	35,0 g
Otrā iepakojuma vienības tips	BB1
Vienību skaits 2. iepakojumā	10
2. iepakojuma augstums	3,0 cm
2. iepakojuma platums	10,2 cm
2. iepakojuma garums	12,5 cm
2. iepakojuma svars	386,0 g
Trešā iepakojuma vienības tips	S02
Vienību skaits 3. iepakojumā	240
3. iepakojuma augstums	15,0 cm
3. iepakojuma platums	30,0 cm
3. iepakojuma garums	40,0 cm
3. iepakojuma svars	9,734 kg

Piedāvājiem ilgtspēju

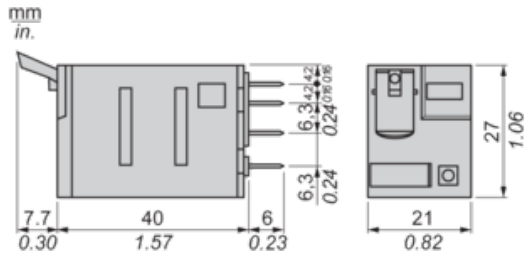
Ilgspējīgs piedāvājuma statuss	Green Premium izstrādājums
REACH regula	 REACH Deklarācija
Nesatur REACH SVHC	Jā
ES RoHS direktīva	Proaktīva atbilstība (uz izstrādājumu neattiecas ES RoHS juridiskās saistības)  ES RoHS deklarācija
Nesatur toksiskus smagos metālus	Jā
Nesatur dzīvsudrabu	Jā
Ķīnas RoHS regula	 Ķīnas RoHS Deklarācija
Informācija par RoHS izņēmumiem	 Jā
Vides informācijas publicēšana	 Produkta Ietekme Uz Vidi
Cirkularitātes profils	 Informācija Par Eksploatācijas Izbeigšanu
WEEE	Eiropas Savienības tirgū no šī produkta ir jāatbrīvojas, ievērojot noteiktu atkritumu savākšanas kārtību, un produkts nedrīkst nonākt sadzīves atkritumu tvertnēs.

Līguma garantija

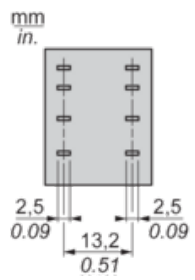
Garantija

18 months

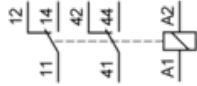
Dimensions



Pin Side View



Wiring Diagram



Symbols shown in blue correspond to Nema marking.

Electrical Durability of Contacts

Durability (inductive load) = durability (resistive load) x reduction coefficient.

Resistive AC load



X Switching capacity (kVA)

Y Durability (Number of operating cycles)

A RXM2AB...

B RXM3AB...

C RXM4AB...

D RXM4GB...

Reduction coefficient for inductive AC load (depending on power factor $\cos \phi$)



Y Reduction coefficient (A)

Maximum switching capacity on resistive DC load



X Voltage DC

Y Current DC

A RXM2AB...

B RXM3AB...

C RXM4AB...

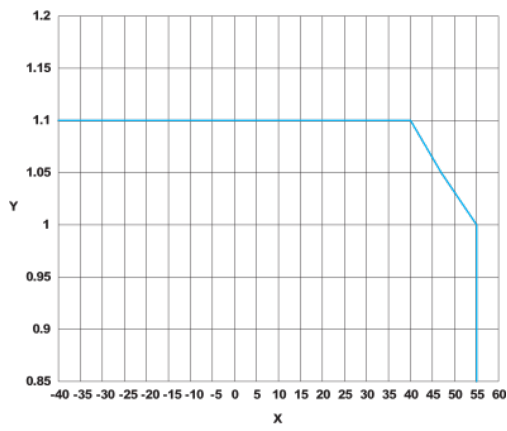
D RXM4GB...

Note : These are typical curves, actual durability depends on load, environment, duty cycle, etc.

For inductive load, to increase relay life cycles, please add a proper load protection circuit (eg: RC protection/Varistor/free Wheeling diode - DC load only-).

For low level loads (below 10mA), we recommend to use RXM*GB series with bifurcated contacts relays instead.

AC Coil Voltage and Operating Temperature under continuous duty



X : Operating temperature (°C)

Y : AC coil voltage (UC)