

# ZB4BS844

Emergency stop head, Harmony XB4,  
switching off, metal, red mushroom 40mm,  
22mm, trigger latching turn to release



## Galvenā

|                                |  |
|--------------------------------|--|
| Produkta sērija                | Harmony XB4                                  |
| Produkta vai sastāvdaļas veids | Head for emergency switching off push-button |
| Ierīces īsais nosaukums        | ZB4  |
| Bezel material                 | Chromium plated metal                        |
| Mounting diameter              | 22,5 mm                                      |
| Daudzums nedalāms              | 1  |
| Shape of signaling unit head   | Round  |
| Type of operator               | Trigger action and mechanical latching       |
| Reset                          | Turn to release                              |
| Operator profile               | Red mushroom Ø 40 mm, unmarked               |
| Head type                      | Standard                                     |

## Papildinošs

|                             |   |
|-----------------------------|---|
| CAD overall width           | 40 mm   |
| CAD overall height          | 40 mm   |
| CAD overall depth           | 57 mm   |
| Neto svars                  | 0,073 kg  |
| Mehāniskā izturība          | 300000 cikli  |
| Electrical composition code | C7 4 single front mounting<br>C8 4 single and double front mounting<br>C11 3 single front mounting<br>C15 1 single front mounting<br>C10 4 single and double front mounting |
| Ierīces komplektācija       | Pamatelements   |

## Vide

|  |   |
|--|---|
| Aizsargparklājums                        | TH                                      |
| Apkārtējā gaisa temperatūra uzglabāšanai | -40...70 °C                             |
| Apkārtējā gaisa temperatūra darbībai     | -40...70 °C                             |
| Electrical shock protection class        | Class I IEC 61140                       |
| IP degree of protection                  | IP66 IEC&nbsp;60529<br>IP69<br>IP69K    |
| NEMA degree of protection                | NEMA 13<br>NEMA 4X<br>NEMA 4<br>NEMA 12 |
| Triecienizturības klase (IK)             | IK06 conforming to IEC 50102            |

The information provided in this documentation contains general descriptions and/or technical characteristics of the performance of the products contained herein. This documentation is not intended as a substitute for and is not to be used for determining suitability or reliability of these products for specific user applications. It is the duty of any such user or integrator to perform the appropriate and complete risk analysis, evaluation and testing of the products with respect to the relevant specific application or use thereof. Neither Schneider Electric Industries SAS nor any of its affiliates or subsidiaries shall be responsible or liable for misuse of the information contained herein.

|                        |   |
|------------------------|---|
| Standarti              | UL 508<br>IEC 60947-5-5<br>CSA C22.2 No 14<br>IEC 60947-5-4<br>JIS C8201-5-1<br>IEC 60947-1<br>IEC 60947-5-1<br>IEC 60204-1<br>IEC 60364-5-53<br>GB 14048.5<br>ISO 13850<br>JIS C8201-1 |
| Produkta sertifikācija | DNV[RETURN]BV[RETURN]CSA[RETURN]LROS (Lloyds register of shipping)<br>[RETURN]UL sarakstā[RETURN]GL   |
| Vibration resistance   | 5 gn 2...500 Hz)IEC 60068-2-6   |
| Shock resistance       | 30 gn 18 ms) half sine wave acceleration IEC 60068-2-27<br>50 gn 11 ms) half sine wave acceleration IEC 60068-2-27  |

### Iepakojšanas vienības

|                                |           |
|--------------------------------|-----------|
| Pirmā iepakojuma vienības tips | PCE       |
| Vienību skaits 1. iepakojumā   | 1         |
| 1. iepakojuma augstums         | 4,400 cm  |
| 1. iepakojuma platums          | 5,400 cm  |
| 1. iepakojuma garums           | 9,200 cm  |
| 1. iepakojuma svars            | 75,000 g  |
| Otrā iepakojuma vienības tips  | S03       |
| Vienību skaits 2. iepakojumā   | 100       |
| 2. iepakojuma augstums         | 30,000 cm |
| 2. iepakojuma platums          | 30,000 cm |
| 2. iepakojuma garums           | 40,000 cm |
| 2. iepakojuma svars            | 8,097 kg  |
| Trešā iepakojuma vienības tips | P06       |
| Vienību skaits 3. iepakojumā   | 800       |
| 3. iepakojuma augstums         | 75,000 cm |
| 3. iepakojuma platums          | 60,000 cm |
| 3. iepakojuma garums           | 80,000 cm |
| 3. iepakojuma svars            | 75,004 kg |

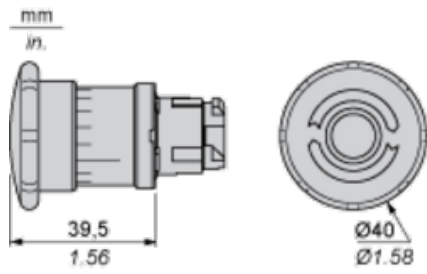
### Piedāvājiēt ilgtspēju

|                                  |  |
|----------------------------------|--|
| Ilgtspējīgs piedāvājuma statuss  | Green Premium izstrādājums   |
| REACH regula                     | <a href="#">REACH Deklarācija</a>  |
| Nesatur REACH SVHC               | Jā   |
| ES RoHS direktīva                | Proaktīva atbilstība (uz izstrādājumu neattiecas ES RoHS juridiskās saistības) <a href="#">ES RoHS deklarācija</a> |
| Nesatur toksiskus smagos metālus | Jā   |
| Nesatur dzīvsudrabu              | Jā   |
| Ķīnas RoHS regula                | <a href="#">Ķīnas RoHS Deklarācija</a>   |
| Informācija par RoHS izņēmumiem  | <a href="#">Jā</a>   |
| Vides informācijas publicēšana   | <a href="#">Produkta Ietekme Uz Vidi</a>   |
| Cirkularitātes profils           | <a href="#">Informācija Par Eksploatācijas Izbeigšanu</a>  |

### Līguma garantija

|           |           |
|-----------|-----------|
| Garantija | 18 months |
|-----------|-----------|

Dimensions



Panel Cut-out for Pushbuttons, Switches and Pilot Lights (Finished Holes, Ready for Installation)

| Connection by Screw Clamp Terminals or Plug-in Connectors or on Printed Circuit Board   | Connection by Faston Connectors  |
|---|--|
|    |  |
| <p>(1) Diameter on finished panel or support<br/>                 (2) 40 mm min. / 1.57 in. min.<br/>                 (3) 30 mm min. / 1.18 in. min.<br/>                 (4) <math>\varnothing 22.5 \text{ mm} / 0.89 \text{ in.}</math> recommended (<math>\varnothing 22.3 \text{ mm}_0^{+0.4} / 0.88 \text{ in.}_0^{+0.016}</math>)<br/>                 (5) 45 mm min. / 1.78 in. min.<br/>                 (6) 32 mm min. / 1.26 in. min.</p> |  |

Pushbuttons, Switches and Pilot Lights for Printed Circuit Board Connection

Panel Cut-outs (Viewed from Installer's Side)



A: 30 mm min. / 1.18 in. min.  
 B: 40 mm min. / 1.57 in. min.

Printed Circuit Board Cut-outs (Viewed from Electrical Block Side)

Dimensions in mm



A: 30 mm min.  
 B: 40 mm min.  
 Dimensions in in.



A: 1.18 in. min.  
 B: 1.57 in. min.

### General Tolerances of the Panel and Printed Circuit Board

The cumulative tolerance must not exceed 0.3 mm / 0.012 in: T1 + T2 = 0.3 mm max.

## Installation Precautions

- Minimum thickness of circuit board: 1.6 mm / 0.06 in.
- Cut-out diameter: 22.4 mm ± 0.1 / 0.88 in. ± 0.004
- Orientation of body/fixing collar ZB4 BZ009: ± 2°30' (excluding cut-outs marked a and b).
- Tightening torque of screws ZBZ 006: 0.6 N.m (5.3 lbf.in) max.
- Allow for one ZB4 BZ079 fixing collar/pillar and its fixing screws:
  - every 90 mm / 3.54 in. horizontally (X), and 120 mm / 4.72 in. vertically (Y).
  - with each selector switch head (ZB4 BD•, ZB4 BJ•, ZB4 BG•).

The fixing centers marked a and b are diagonally opposed and must align with those marked 4 and 5.



(1) Panel

(2) Printed circuit board

## Mounting of Adapter (Socket) ZBZ 01•

- 1 2 elongated holes for ZBZ 006 screw access
- 2 1 hole Ø 2.4 mm ± 0.05 / 0.09 in. ± 0.002 for centring adapter ZBZ 01•
- 3 8 × Ø 1.2 mm / 0.05 in. holes
- 4 1 hole Ø 2.9 mm ± 0.05 / 0.11 in. ± 0.002, for aligning the printed circuit board (with cut-out marked a)
- 5 1 elongated hole for aligning the printed circuit board (with cut-out marked b)
- 6 4 holes Ø 2.4 mm / 0.09 in. for clipping in adapter ZBZ 01•

Dimensions An + 18.1 relate to the Ø 2.4 mm ± 0.05 / 0.09 in. ± 0.002 holes for centring adapter ZBZ 01•.

---

Electrical Composition Corresponding to Code C7

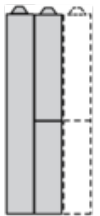
---



---

Electrical Compositions Corresponding to Code C8

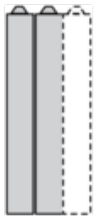
---



---

Electrical Compositions Corresponding to Code C10

---



---

Electrical Composition Corresponding to Codes C9, C11, SF1 and SR1

---

---

Electrical Composition Corresponding to Code C15

---

1 N/O

1 N/C

1 N/O + N/C or 1 N/O + N/O or 1 N/C + N/C

## Legend

---

Single contact

Double contact

Light block

Possible location

