

Sensor-switched LED floodlight

# Spot ONE S

with motion detector  
EAN 4007841 058616  
Article number 058616



LED

20.000 h

3000 K

3000K warm-white



38°



infrared sensor 90°



max. 10 m



IP44



2 - 1000 lux



Light source  
replaceable by end  
user



Control gear not  
exchangeable



8 sec - 35 min

## Function description

Wall embellishment in top form. Swivelling sensor-switched LED wall Spot ONE S in a clean-cut design and with a light output of 512 lm from 7,47 W. 90° infrared motion detector with up to 10 m reach. Selectable time and twilight threshold. Several spots can be interconnected by cable. Includes replaceable GU-10 LED lamp.

## Technical specifications

Dimensions (L x W x H)	175 x 97 x 98 mm
With lamp	Yes, LED lamp
With motion detector	Yes
Manufacturer's Warranty	3 years
Settings via	Potentiometers
Version	with motion detector
PU1, EAN	4007841058616
Application, place	Outdoors
Application, room	outdoors, all round the building, terrace / balcony, courtyard & driveway
Colour	Anthracite
Includes corner wall mount	No
Installation site	wall
Installation	Wall, Surface wiring
Impact resistance	IK03
IP-rating	IP44
Protection class	I

Mechanical scalability	No
Reach, radial	r = 2 m (3 m <sup>2</sup> )
Reach, tangential	r = 10 m (79 m <sup>2</sup> )
Photo-cell controller	Yes
Luminous flux total product	512 lm
Measured luminous flux (360°)	512 lm
Total product efficiency	68,5 lm/W
Colour temperature	3000 K
Colour variation LED	SDCM5
Lamp	LED can be replaced
Service life LED L70B50 (25°)	> 20000 h
Soft light start	No
Continuous light	selectable
Twilight setting	2 – 1000 lx
Time setting	8 s – 35 Min.
Basic light level function	No
Main light adjustable	No

<https://www.steinel.de>

Subject to technical modifications

09.2023 Page 1 from 4

Sensor-switched LED floodlight

# Spot ONE S

with motion detector  
EAN 4007841 058616  
Article number 058616



## Technical specifications

Ambient temperature	-20 – 40 °C
Housing material	Aluminium
Cover material	Plastic, transparent
Mains power supply	220 – 240 V / 50 – 60 Hz
Mounting height max.	2,50 m
Slave modeselectable	No
Sneak-by guard	No
Electronic scalability	No

Twilight setting TEACH	Yes
Interconnection	Yes
Interconnection via	Cable
Output	7,47 W
Colour Rendering Index CRI	= 81
Optimum mounting height	2 m
Detection angle	90 °

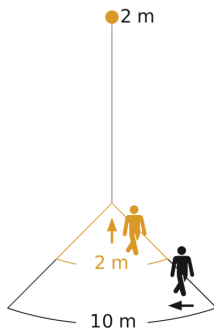
Sensor-switched LED floodlight

# Spot ONE S

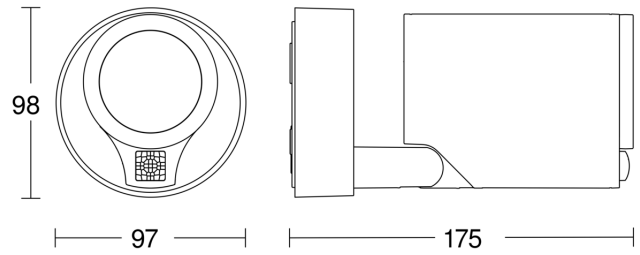
with motion detector  
EAN 4007841 058616  
Article number 058616



## Detection Zone

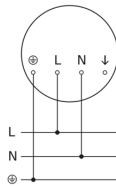


## Dimension Drawing

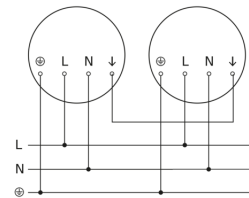


Possible mounting height: 1,80 m - 2,50 m  
Orange: radial  
Black: tangential

## Circuit diagram



## Master/master interconnection circuit diagram



Sensor-switched LED floodlight

# Spot ONE S

with motion detector  
EAN 4007841 058616  
Article number 058616



## Master/slave interconnection circuit diagram

