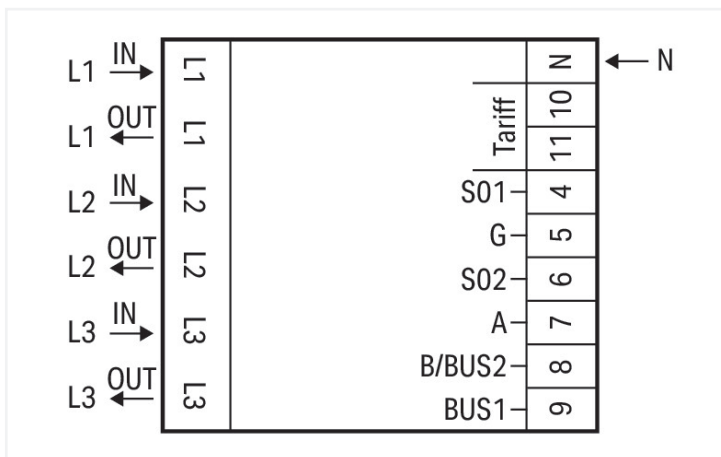



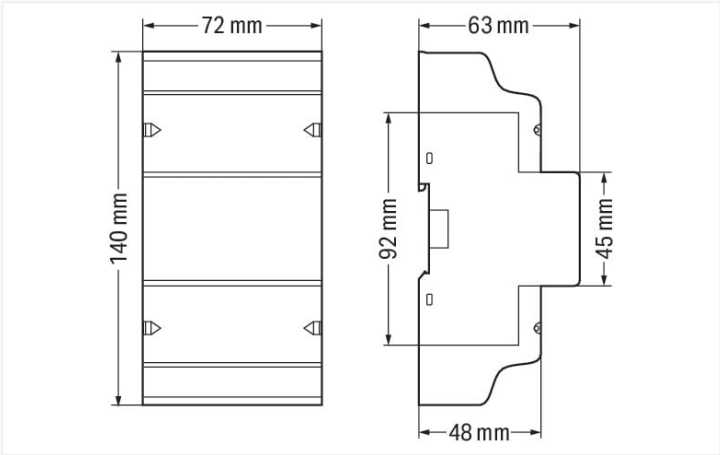
# Data Sheet | Item Number: 879-3000

Energy meter (MID); for direct connection; 65A; 3x230/400V; 50Hz; Modbus® and M-Bus; 2 x S0 interface; 4PU

<https://www.wago.com/879-3000>



Conductor cross-section	Primary rated current	Ambient operating temperature		
		40 °C	55 °C	70 °C
4 mm <sup>2</sup> (Fine-stranded conductor)	15 A			X
	25 A		X	
	30 A	X		
4 mm <sup>2</sup> (Fine-stranded conductor; with insulated ferrule)	17 A			X
	27 A		X	
	32 A	X		
6 mm <sup>2</sup> (Fine-stranded conductor)	25 A			X
	37 A		X	
	41 A	X		
6 mm <sup>2</sup> (Fine-stranded conductor; with insulated ferrule)	27 A			X
	39 A		X	
	41 A	X		
10 mm <sup>2</sup> (Fine-stranded conductor)	30 A			X
	40 A		X	
	55 A	X		
10 mm <sup>2</sup> (Fine-stranded conductor; with insulated ferrule)	30 A			X
	45 A		X	
	55 A	X		
16 mm <sup>2</sup> (Fine-stranded conductor)	35 A			X
	50 A		X	
	65 A	X		
16 mm <sup>2</sup> (Fine-stranded conductor; with insulated ferrule)	35 A			X
	55 A		X	
	65 A	X		
25 mm <sup>2</sup> (Fine-stranded conductor)	65 A			X
	45 A		X	



**Short description:**

Optimizing energy consumption requires comprehensive energy measurement. WAGO's portfolio now has new energy meters that make that easier while offering several key advantages. They use push-in connection technology with a lever, making them connect quickly and easily. The devices have a width of just 72 mm for direct measurement. These slim profiles save a tremendous amount of control cabinet space. In addition to the values for active and reactive energy, the energy meters also record the mains frequency, as well as current, voltage and power for all phases. And the user can conveniently scan all of these energy characteristics at a glance on a large, illuminated display.

**Features:**

- Time savings at every stage thanks to Push-in CAGE CLAMP® and lever
- Real space savings: 72 mm wide (4PU)
- The communications pro: M-Bus/Modbus® interface and two S0 pulse outputs
- Full transparency at a glance: display energy quality characteristics on an illuminated full-format display
- Intuitive configuration: touch-sensitive controls and configuration app via *Bluetooth*®

## Technical data

### Configuration

Configuration options	Touch-sensitive controls Configuration app via <i>Bluetooth</i> ®
-----------------------	--

### Input

Input signal type	Voltage Current
Network configuration	Two-wire, three-wire and four-wire networks
Reference current $I_{ref}$	5 A
Measured variable	Voltage Current Electrical output Mains frequency
Nominal input voltage $U_{i\,nom}$	3 x AC 230 ... 400 V
Input voltage range	±20 %
Input current $I_i$	≤ 65 A
Frequency range	45 ... 60 Hz

### Communication

Communication	Modbus® M-Bus <i>Bluetooth</i> ®
Interface	RS-485 (2-wire); 2x S0 interfaces (configurable)
Indicators	LCD with backlight
Rate control input	230 VAC

### Signal processing

Measured variables (calculated)	Active and reactive energy in supply and reference direction
Measurement type (load profile)	No

### Measurement error

Accuracy class	Class B (= 1 % error); Active energy per EN 50470-3
Calibration validity period	8 years

### Power supply

Power supply type	Via measurement circuit
Power consumption $P_{max}$ (phase; active power)	2 W
Power consumption $P_{max}$ (phase; apparent power)	10 VA

## Safety and protection

Dielectric strength	4 kV; 1 min
Impulse withstand voltage (1.2/50 μs)	6 kV
Pollution degree	2
Protection class	II
Protection type	IP51 / IP20; IP51 (front side); IP20 (connection)

## Connection data

### Connection object type 1

Connection type 1	Voltage/current
Connection technology	Push-in CAGE CLAMP®
WAGO connector	WAGO 2616 Series
Actuation type	Lever
Strip length	18 ... 20 mm / 0.71 ... 0.79 inches
Solid conductor	0.75 ... 16 mm² / 18 ... 4 AWG
Fine-stranded conductor	0.75 ... 25 mm² / 18 ... 4 AWG
Fine-stranded conductor; with insulated ferrule	0.75 ... 16 mm²
Fine-stranded conductor; with uninsulated ferrule	0.75 ... 16 mm²

### Connection object type 2

Connection type 2	Communication/rate control input
Connection technology 2	Push-in CAGE CLAMP®
WAGO connector 2	WAGO 2604 Series
Actuation type 2	Lever
Strip length 2	9 ... 11 mm / 0.35 ... 0.43 inches
Solid conductor 2	0.2 ... 4 mm² / 24 ... 12 AWG
Fine-stranded conductor 2	0.2 ... 4 mm² / 24 ... 12 AWG
Fine-stranded conductor; with insulated ferrule 2	0.25 ... 2.5 mm²

### Physical data

Width	72 mm / 2.835 inches
Height	140 mm / 5.512 inches
Depth	63 mm / 2.48 inches
Note (dimensions)	Height without cover: 92 mm

### Mechanical data

Mounting type	DIN-35 rail
Housing design	DIN-rail-mount enclosure

### Material data

Housing material	PC 940A
Fire load	0 MJ
Weight	280 g

### Environmental requirements

Ambient temperature (operation)	-40 ... +70 °C
Relative humidity	≤ 75% (during storage ≤ 95 %)

### Standards and specifications

Conformity marking	CE
Standards/specifications	EN 50470-1/3 MID-compliant

### Commercial data

ETIM 8.0	EC002048
ETIM 7.0	EC002048
PU (SPU)	1 pcs
Country of origin	CN
Customs tariff number	90283019000

### Environmental Product Compliance

RoHS Compliance Status	Compliant, No Exemption
------------------------	-------------------------

### Approvals / Certificates

#### Declarations of conformity and manufacturer's declarations

Approval	Standard	Certificate Name
EU-Declaration of Conformity WAGO GmbH & Co. KG	-	-
UK-Declaration of Conformity WAGO GmbH & Co. KG	-	-

## Downloads

### Environmental Product Compliance

#### Compliance Search

Environmental Product  
Compliance 879-3000



## Documentation

### Manual

Product Manual WAGO V 1.6 pdf  
Energy Meters (MID) 26.09.2022 3668.98 KB



### Bid Text

879-3000 xml  
6.66 KB



879-3000 docx  
25.43 KB



ausschreiben.de  
879-3000



### Instruction Leaflet

Energy consumption V 1.15 pdf  
meter 16.02.2022 934.38 KB



## Application Notes

### Application Note e!COCKPIT

e!COCKPIT Application 2021-11-08 pdf  
Note WagoAppPower- 06.12.2021 930.71 KB  
Measurement



## CAD/CAE-Data

### CAD data

2D/3D Models  
879-3000



### CAE data

EPLAN Data Portal  
879-3000



ZUKEN Portal  
879-3000



## Libraries

### e!COCKPIT libraries

e!COCKPIT Library De- 1.7.4.0 pdf  
scription WagoAppPo- 25.05.2021 1369.41 KB  
werMeasurement



## 1 Compatible Products

### 1.1 Optional Accessories

#### 1.1.1 Communication

##### 1.1.1.1 Communication module



**Item No.: 879-9000**

Communication module; Modbus TCP