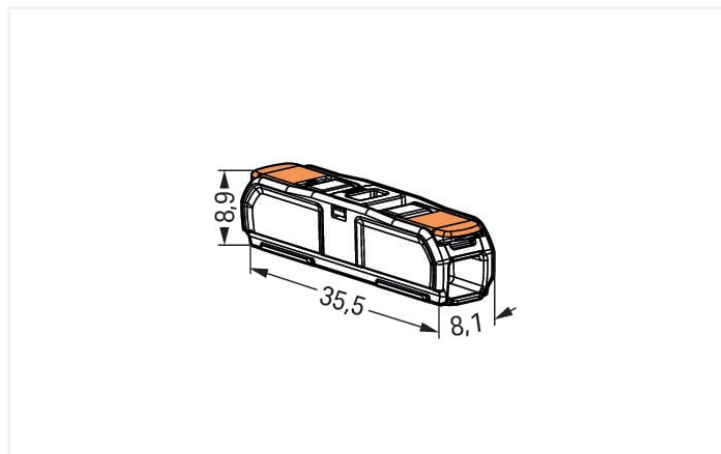



## Data Sheet | Item Number: 221-2411

Inline splicing connector with levers; for all conductor types; max. 4 mm<sup>2</sup>; 2-conductor; transparent housing; Transparent cover; Surrounding air temperature: max 85°C (T85); 4,00 mm<sup>2</sup>; transparent

<https://www.wago.com/221-2411>



Color:  transparent

This connector is suitable for worldwide installations.

- Inline connection of solid, stranded and fine-stranded conductors from 0.2 to 4 mm<sup>2</sup> (24–16 AWG)
- Slim design saves space in tight areas
- Tool-free connection and disconnection thanks to convenient lever technology
- Use a mounting carrier for fixed and multi-pole wiring

### Electrical data

Ratings per	EN 60664		
Overvoltage category	III	III	II
Pollution degree	3	2	2
Nominal voltage	-	-	450 V
Rated surge voltage	-	-	4 kV
Rated current	-	-	32 A

### Ratings per UL 1059

Rated voltage UL (Use Group C)	600 V
Rated current UL (Use Group C)	20 A

### Connection data

Connection points	2
-------------------	---

### Connection 1

Connection technology	CAGE CLAMP®
Actuation type	Lever
Connectable conductor materials	Copper
Solid conductor	0.2 ... 4 mm <sup>2</sup> / 20 ... 14 AWG
Stranded conductor	0.2 ... 2.5 mm <sup>2</sup> / 18 ... 14 AWG
Fine-stranded conductor	0.2 ... 4 mm <sup>2</sup> / 18 ... 14 AWG
Strip length	11 mm / 0.43 inches

### Physical data

Width	8.1 mm / 0.319 inches
Height	8.9 mm / 0.35 inches
Depth	35.5 mm / 1.398 inches

### Material data

Note (material data)	<a href="#">Information on material specifications can be found here</a>
Color	transparent
Cover color	transparent
Material group	IIIa
Insulation material	Polycarbonate (PC)
Flammability class per UL94	V2
Fire load	0.057 MJ
Actuator color	orange
Weight of insulation material	0.84 g
Weight	2.3 g

### Environmental requirements

Continuous operating temperature	-60 ... +105 °C
----------------------------------	-----------------

### Commercial data

ETIM 8.0	EC000446
ETIM 7.0	EC000446
PU (SPU)	600 (60) pcs
Packaging type	Box
Country of origin	CH
GTIN	4066966102666
Customs tariff number	85369010000

### Environmental Product Compliance

RoHS Compliance Status	Compliant, No Exemption
------------------------	-------------------------

### Approvals / Certificates

#### General approvals



Approval	Standard	Certificate Name
CCA DEKRA Certification B.V.	EN 60998	NTR NL-7827
ENEC 05 DEKRA Certification B.V.	EN 60998	71-113253 REV.1
UL Underwriters Laboratories Inc.	UL 486C	E69654

#### Approvals for marine applications



Approval	Standard	Certificate Name
LR Lloyds Register	EN 60998	LR22207029TA

### Downloads

#### Environmental Product Compliance

**Compliance Search**

Environmental Product Compliance 221-2411

**CAD/CAE-Data**

**CAD data**

2D/3D Models 221-2411

**CAE data**

EPLAN Data Portal 221-2411

ZUKEN Portal 221-2411

**1 Compatible Products**

**1.1 Optional Accessories**

**1.1.1 General accessories**

**1.1.1.1 Moisture protection**



**Item No.: 207-1375**  
Gelbox; Durchgangsverbindung; für Aderleitungen; mit Gel; Serie 221, max. 4mm<sup>2</sup>-Klemmen; ohne Verbindungsklemmen; Größe 3; grau



**Item No.: 207-1372**  
Gelbox; inline connection; for cables; with gel; 221 Series; max. 4 mm<sup>2</sup> connectors; without splicing connectors; Size 1; gray



**Item No.: 207-1373**  
Gelbox; inline connection; for cables; with gel; 221 Series; max. 4 mm<sup>2</sup> connectors; without splicing connectors; Size 2; gray

**1.1.2 Installation**

**1.1.2.1 Mounting accessories**



**Item No.: 221-2501**  
Mounting carrier with strain relief; 1-way; for inline splicing connector with lever; for screw mounting; gray



**Item No.: 221-2511**  
Mounting carrier with strain relief; 1-way; for inline splicing connector with lever; with snap-in mounting foot; gray



**Item No.: 221-2502**  
Mounting carrier with strain relief; 2-way; for inline splicing connector with lever; for screw mounting; gray



**Item No.: 221-2512**  
Mounting carrier with strain relief; 2-way; for inline splicing connector with lever; with snap-in mounting foot; gray



**Item No.: 221-2503**  
Mounting carrier with strain relief; 3-way; for inline splicing connector with lever; for screw mounting; gray



**Item No.: 221-2513**  
Mounting carrier with strain relief; 3-way; for inline splicing connector with lever; with snap-in mounting foot; gray



**Item No.: 221-2504**  
Mounting carrier with strain relief; 4-way; for inline splicing connector with lever; for screw mounting; gray



**Item No.: 221-2514**  
Mounting carrier with strain relief; 4-way; for inline splicing connector with lever; with snap-in mounting foot; gray



**Item No.: 221-2505**  
Mounting carrier with strain relief; 5-way; for inline splicing connector with lever; for screw mounting; gray



**Item No.: 221-2515**  
Mounting carrier with strain relief; 5-way; for inline splicing connector with lever; with snap-in mounting foot; gray



**Item No.: 221-2521**  
Mounting carrier; 1-way; for inline splicing connector with lever; for screw mounting; gray



**Item No.: 221-2531**  
Mounting carrier; 1-way; for inline splicing connector with lever; with snap-in mounting foot; gray



**Item No.: 221-2522**  
Mounting carrier; 2-way; for inline splicing connector with lever; for screw mounting; gray



**Item No.: 221-2532**  
Mounting carrier; 2-way; for inline splicing connector with lever; with snap-in mounting foot; gray



**Item No.: 221-2523**  
Mounting carrier; 3-way; for inline splicing connector with lever; for screw mounting; gray



**Item No.: 221-2533**  
Mounting carrier; 3-way; for inline splicing connector with lever; with snap-in mounting foot; gray

### 1.1.2.1 Mounting accessories



**Item No.: 221-2524**

Mounting carrier; 4-way; for inline splicing connector with lever; for screw mounting; gray



**Item No.: 209-123**

Mounting foot with screw; can be screwed on terminal blocks with fixing flange; 6.4 mm wide; gray



**Item No.: 221-2534**

Mounting carrier; 4-way; for inline splicing connector with lever; with snap-in mounting foot; gray



**Item No.: 209-1116**

Mounting foot with screw; for DIN-15 rail; can be screwed on terminal blocks with fixing flange; 6.5 mm wide; gray



**Item No.: 221-2525**

Mounting carrier; 5-way; for inline splicing connector with lever; for screw mounting; gray



**Item No.: 209-120**

Mounting foot; can be snapped on terminal blocks with snap-in mounting foot; for mounting on relay-modules; 6.4 mm wide; gray



**Item No.: 221-2535**

Mounting carrier; 5-way; for inline splicing connector with lever; with snap-in mounting foot; gray



**Item No.: 209-1115**

Mounting foot; for DIN-15 rail; can be snapped on terminal blocks with snap-in mounting foot; 6.5 mm wide; gray

### 1.1.3 Marking

#### 1.1.3.1 Marking strip



**Item No.: 210-834**

Marking strips; on reel; 5 mm wide; plain; Self-adhesive; white

### Installation Notes

#### Conductor termination




Push up the lever to open the clamping unit and insert the conductor.




Push the lever back down.

### Installation




Place the inline splicing connector on the carrier in front of the mounting position.




Push the connector to the center position until it snaps into place.


### Application



Perfect for test setups



Simple extension of lines



Lighting connection in suspended ceilings



Multi-pole, fixed lighting fixture wiring