

**Data Sheet | Item Number: 221-615**

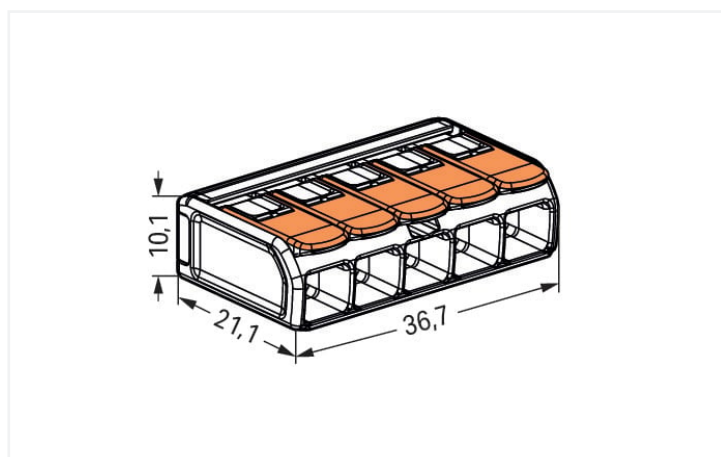
COMPACT Splicing Connector; for all conductor types; max. 6 mm<sup>2</sup>; 5-conductor; with levers; transparent housing; Surrounding air temperature: max 85°C (T85); 6,00 mm<sup>2</sup>; transparent



<https://www.wago.com/221-615>



Color:  transparent



Dimensions in mm

## Your benefits:

- Ease of use – pull the lever up, insert a conductor and push the lever back down
- Available as 2-, 3- and 5-wire connectors
- Easily terminate conductors from 0.5 to 6 mm<sup>2</sup>
- Connection of all conductor types
- Time savings for installers and device manufacturers
- Quickly install devices with higher power consumption
- Safely install long cable runs with larger conductor cross sections
- Mounting carrier for installation conforms to standards
- Custom carriers are possible

## Notes

Safety information	in grounded power lines
--------------------	-------------------------

## Electrical data

Ratings per		EN 60664			Approvals per		UL 486C		
Overvoltage category		III	III	II	Use group	B	C	D	
Pollution degree		3	2	2	Rated voltage	-	600 V	-	
Nominal voltage		-	-	450 V	Rated current	-	30 A	-	
Rated surge voltage		-	-	4 kV					
Rated current		-	-	41 A					

## Connection data

Connection points	5	<b>Connection 1</b>			
Total number of potentials	1	Connection technology	CAGE CLAMP®		
		Actuation type	Lever		
		Connectable conductor materials	Copper		
		Nominal cross-section	6 mm <sup>2</sup> / 10 AWG		
		Solid conductor	0.5 ... 6 mm <sup>2</sup> / 20 ... 10 AWG		
		Stranded conductor	0.5 ... 6 mm <sup>2</sup> / 20 ... 10 AWG		
		Fine-stranded conductor	0.5 ... 6 mm <sup>2</sup> / 20 ... 10 AWG		
		Strip length	12 ... 14 mm / 0.47 ... 0.55 inches		
		Wiring direction	Side-entry wiring		

## Physical data

Width	36.7 mm / 1.445 inches
Height	10.1 mm / 0.398 inches
Depth	21.1 mm / 0.831 inches

## Material data

Note (material data)	<a href="https://www.wago.com/us/material-specifications" href="_blank">Information on material specifications can be found here</a>
Color	transparent
Cover color	transparent
Insulation material	Polycarbonate (PC)
Flammability class per UL94	V2
Fire load	0.103 MJ
Actuator color	orange
Weight	7.1 g

### Environmental requirements

Ambient temperature (operation)	+85 °C
Continuous operating temperature	105 °C
Temperature marking per EN 60998	T85

### Commercial data

eCl@ss 10.0	27-14-11-04
eCl@ss 9.0	27-14-11-04
ETIM 8.0	EC000446
ETIM 7.0	EC000446
PU (SPU)	150 (15) pcs
Packaging type	Box
Country of origin	CH
GTIN	4055143715478
Customs tariff number	85369010000

### Environmental Product Compliance

RoHS Compliance Status	Compliant, No Exemption
------------------------	-------------------------

### Approvals / Certificates

#### General approvals



Approval	Standard	Certificate Name
CB DEKRA Certification B.V.	IEC 60998	NL-81003
ENEC 05 DEKRA Certification B.V.	EN 60998	71-123784
UL_Listed_64KA UL International Germany GmbH	UL 467	E201573
UL UL International Germany GmbH	UL 486C	E69654

#### Declarations of conformity and manufacturer's declarations

Approval	Standard	Certificate Name
EU-Declaration of Conformity WAGO GmbH & Co. KG	-	-
UK-Declaration of Conformity WAGO GmbH & Co. KG	-	-

### Approvals for marine applications



Approval	Standard	Certificate Name
ABS American Bureau of Shipping	EN 60998	18-HG1755093-PDA
DNV GL Det Norske Veritas, Germanischer Lloyd	EN 60998	TAE000015T
LR Lloyds Register	EN 60998	LR22207029TA

### Downloads

#### Environmental Product Compliance

Compliance Search	
Environmental Product Compliance 221-615	↓

## Documentation

Bid Text			
221-615	19.02.2019	xml 3.48 KB	↓
221-615	23.01.2019	docx 15.40 KB	↓
ausschreiben.de 221-615			↓

## CAD/CAE-Data

CAD data	
2D/3D Models 221-615	↓

CAE data	
EPLAN Data Portal 221-615	↓
ZUKEN Portal 221-615	↓

## 1 Compatible Products

### 1.1 Optional Accessories

#### 1.1.1 General accessories

##### 1.1.1.1 Moisture protection



**Item No.: 207-1432**  
 Gelbox; Branch; for cables; with gel; 221 Series; max. 6 mm<sup>2</sup> connectors; without splicing connectors; Size 2; gray

#### 1.1.2 Jumper

##### 1.1.2.1 Jumper



**Item No.: 221-941/000-006**  
 Jumper; for conductor entry; 2-way; insulated; blue



**Item No.: 221-942/000-006**  
 Jumper; for conductor entry; 2-way; insulated; blue



**Item No.: 221-941**  
 Jumper; for conductor entry; 2-way; insulated; dark gray



**Item No.: 221-942**  
 Jumper; for conductor entry; 2-way; insulated; dark gray

#### 1.1.3 Mounting adapter

1.1.3.1 Mounting accessories



**Item No.: 221-510/000-006**

Mounting carrier; 221 Series - 6 mm<sup>2</sup>; for DIN-35 rail mounting/screw mounting; blue



**Item No.: 221-510/000-053**

Mounting carrier; 221 Series - 6 mm<sup>2</sup>; for DIN-35 rail mounting/screw mounting; dark gray-yellow

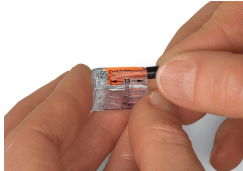


**Item No.: 221-510**


Mounting carrier; 221 Series - 6 mm<sup>2</sup>; for DIN-35 rail mounting/screw mounting; orange

Installation Notes


Conductor termination



Leiter 12 ... 14 mm abisolieren.




Termination: Lift the lever to open the clamping unit and insert a stripped conductor.




Then, lower the lever to close the clamp.


Application



Wiring fine-stranded conductors in junction boxes.



Custom low-voltage lighting system



Lighting distribution in a ceiling canopy



Pendant light connection in a suspended ceiling



COMPACT Splicing Connectors for All Conductor Types (6 mm<sup>2</sup>), 221 Series