



MASTERColour CDM-TC Elite

MASTERColour CDM-TC Elite 35W/930 G8.5 1CT/12

Single-ended, compact size, high-efficiency Ceramic Metal Halide discharge lamp

Warnings and Safety

- Use only in totally enclosed luminaire, even during testing (IEC61167, IEC 62035, IEC60598)
- The luminaire must be able to contain hot lamp parts if the lamp ruptures
- Use only with electronic control gear
- Control gear must include end-of-life protection (IEC61167, IEC 62035)
- A lamp breaking is extremely unlikely to have any impact on your health. If a lamp breaks, ventilate the room for 30 minutes and remove the parts, preferably with gloves. Put them in a sealed plastic bag and take it to your local waste facilities for recycling. Do not use a vacuum cleaner.

Product data

General information		Luminous Efficacy (rated) (Nom)	
Cap base	G8.5 [G8.5]		102 lm/W
Operating position	UNIVERSAL [Any or Universal (U)]	Colour rendering index (CRI)	90
	Sphere	Operating and electrical	
Brand	Philips	Power Consumption	39.1 W
Light technical		Voltage (nom.)	85 V
Colour Code	930 [CCT of 3000K]	Voltage (nom.)	85 V
Luminous Flux	4,000 lm	Mechanical and housing	
Colour designation	Warm White (WW)	Lamp Finish	Clear
Chromaticity coordinate X (nom.)	0.434	Bulb shape	T14 [T 14 mm]
Chromaticity coordinate Y (nom.)	0.398		
Correlated Colour Temperature	3000 K		

MASTERC colour CDM-TC Elite

Approval and application

Mercury (Hg) content (max.)	4.7 mg
Mercury (Hg) content (nom.)	4.7 mg
Energy consumption kWh/1,000 hours	40 kWh
	473,263

Product data


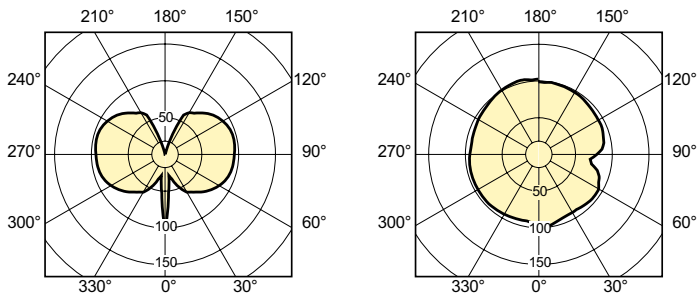
Full EOC	872790091149700
Order product name	MASTERC CDM-TC Elite 35W/930 G8.5 1CT/12
Order code	91149700

Local order code	35CDMTCELITE930
SAP numerator – quantity per pack	1
Numerator – packs per outer box	12
Material number (12NC)	928189105131
Net weight	0.009 kg
Full product name	MASTERC colour CDM-TC Elite 35W/930 G8.5 1CT/12
EAN/UPC – Case	8727900911503

Dimensional drawing

Product	D (max)	O	L (min)	L (max)	L	C (max)
MASTERC CDM-TC Elite 35W/930 G8.5 1CT/12	15 mm	4.8 mm	51 mm	53 mm	52 mm	85 mm

Photometric data

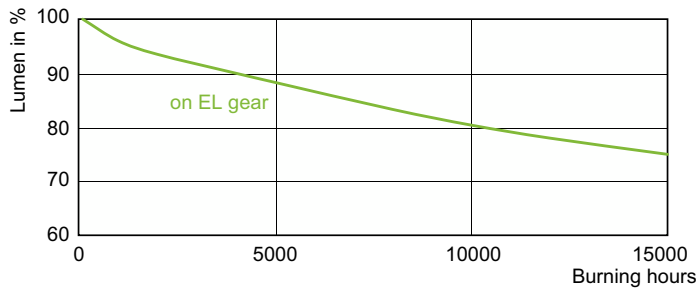


Light Distribution Diagram - MASTERC CDM-TC Elite 35W/930 G8.5 1CT/12

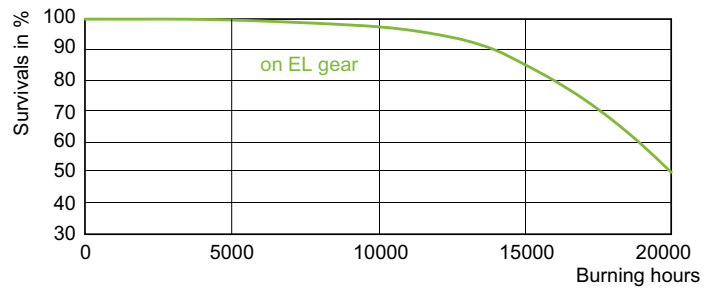
Spectral Power Distribution Colour - MASTERC CDM-TC Elite 35W/930 G8.5 1CT/12

MASTERC colour CDM-TC Elite

Lifetime



Lumen Maintenance Diagram - MASTER CDM-TC Elite 35W/930 G8.5 1CT/12



Life Expectancy Diagram - MASTER CDM-TC Elite 35W/930 G8.5 1CT/12

