

# Product data sheet

Specifications



## on-delay timing relay - 0.1..10 s - 240 V AC DC - solid state

RE9TA11MW

⚠ Discontinued on: 23 January 2021

⚠ Discontinued

### Main

Range of Product	Zelio Time
Product or Component Type	Industrial timing relay
Discrete output type	Solid state
Component name	RE9
Time delay type	A
Time delay range	0.1...10 s

### Complementary

Width pitch dimension	0.89 in (22.5 mm)
[Us] rated supply voltage	24...240 V AC/DC 50/60 Hz
Voltage range	0.85...1.1 Us
Connections - terminals	Screw terminals, 2 x 1.5 mm² flexible with cable end Screw terminals, 2 x 2.5 mm² flexible without cable end
Tightening torque	5.31...9.74 lbf.in (0.6...1.1 N.m)
Setting accuracy of time delay	< +/- 20 %
Repeat accuracy	< 1 %
Reset time	100 ms after time delay period
Temperature Drift	< 0.1 %/°C
Maximum [Ie] rated operational current	0.7 A 68 °F (20 °C)
Minimum output current	10 mA 68 °F (20 °C)
Overload current	<= 15 A during 10 ms VDE 0435 (part 303), 4.8.3/class II
Maximum voltage drop	<3 V closed 0.7 A
Maximum leakage current	6 mA open contact
Maximum power dissipation in W	2.5 W
Electrical durability	100000000 cycles
Marking	CE
Overvoltage category	III IEC 60664-1
[Ui] rated insulation voltage	250 V IEC

	300 V CSA
Supply disconnection value	> 0.1 Uc
Operating position	Any position without derating
Surge withstand	2 kV IEC 61000-4-5 level 3
CAD overall width	0.89 in (22.5 mm)
CAD overall height	3.07 in (78 mm)
CAD overall depth	3.15 in (80 mm)
Net Weight	0.24 lb(US) (0.11 kg)

## Environment

Immunity to microbreaks	100 ms during time delay period 2 ms after time delay period
Derating factor	None >68 °F (20 °C)
Standards	EN/IEC 61812-1
Product Certifications	UL CSA GL
Ambient Air Temperature for Storage	-40...185 °F (-40...85 °C)
Ambient Air Temperature for Operation	-4...140 °F (-20...60 °C)
Relative humidity	15...85 % 3K3 IEC 60721-3-3
Vibration resistance	0.35 mm 10...55 Hz)IEC 60068-2-6
Shock resistance	15 gn 11 ms IEC 60068-2-27
IP degree of protection	IP20 terminals) IP50 housing)
Pollution degree	3 IEC 60664-1
Dielectric strength	2.5 kV
Non-dissipating shock wave	4.8 kV
Resistance to electrostatic discharge	6 kV in contact)IEC 61000-4-2 level 3 8 kV in air)IEC 61000-4-2 level 3
Resistance to electromagnetic fields	9.14 V/m (10 V/m) IEC 61000-4-3 level 3
Resistance to fast transients	2 kV IEC 61000-4-4 level 3
Disturbance radiated/ conducted	CISPR 22 - class A CISPR 11 group 1 - class A

## Ordering and shipping details

Category	22376-RELAYS-MEASUREMENT(RM4)
Discount Schedule	CP2
GTIN	00785901894636
Returnability	No
Country of origin	ID

## Packing Units

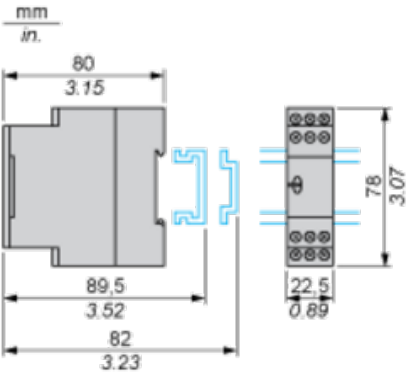
Unit Type of Package 1	PCE
Number of Units in Package 1	1

Contractual warranty

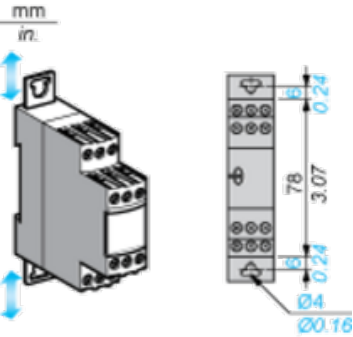
Warranty	18 months
----------	-----------

Width 22.5 mm

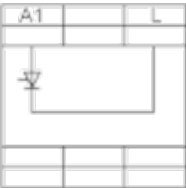
Rail Mounting



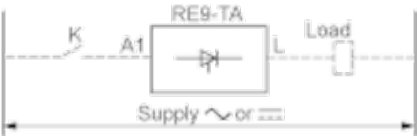
Screw Fixing



Internal Wiring Diagram



Recommended Application Wiring Diagram



The timing relay is placed in series, with the load whose energisation is to be delayed on one side and switch K on the other side. The mains supply may be a.c. or d.c. and the voltage may be between 24 V and 240 V.

Function A : Power on Delay Relay

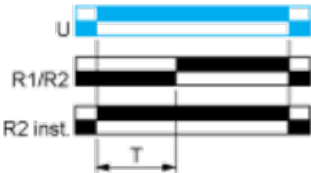
Description

The timing period T begins on energisation. After timing, the output(s) R close(s). The second output can be either timed or instantaneous.

Function: 1 Output



Function: 2 Outputs



2 timed outputs (R1/R2) or 1 timed output (R1) and 1 instantaneous output (R2 inst.)

Legend

- Relay de-energised
- Relay energised
- Output open
- Output closed

C	Control contact
G	Gate
R	Relay or solid state output
R1/R2	2 timed outputs
R2 inst.	The second output is instantaneous if the right position is selected
T	Timing period
Ta -	Adjustable On-delay
Tr -	Adjustable Off-delay
U	Supply

Recommended replacement(s)

RE9TA11MW is replaced by the following product range:



**Harmony Time**  
Near Field Communication and conventional Timer Relays (formerly known as Zelio Timer Relays)  
Products: 80