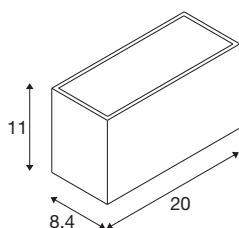




## SITRA M WL UP/DOWN

outdoor LED wall-mounted light, anthracite, CCT switch 3000/4000K



SITRA is the striking, contemporary light family from SLV, which allows diverse applications in outdoor areas. The anthracite coloured SITRA CUBE M UP/DOWN wall light also fits in perfectly with any architectural style. The indirect lighting style adds interest to any façade. And thanks to its robust aluminium design and an IP44 rating, the SITRA CUBE M UP/DOWN wall light is durable and features optimal protection. This integrated LED light offers 14 watts, 1700 lumen and a light colour of 3000 or 4000 kelvin that can be configured via the CCT switch. The light is also quick and easy to install and connect to a 230 V power supply. When will you test out the benefits of SLV's impressive outdoor lights?



## TECHNICAL DATA

Item no.:	1005151
Number of different light outlets	2
Primary nominal voltage	220-240V ~50/60Hz mA/V
Secondary power / secondary voltage	350mA
Width	20 cm
Height	11 cm
Depth	8.4 cm
Net weight	1.257 kg
Gross weight	1.453 kg
IP Code	IP 44
Safety class	I
Impact resistance class	IK05
Impact resistance	0,7 Joule
Assembly	Surface
Assembly details	Wall
Wattage	14 W
Lumen	1600 / 1700 lm
Colour temperature	3000/4000 Kelvin
Beam angle	95 °
Color	anthracite
CRI	80
LXXBXX data	L70B50

## Light Source

916403	
916399	

<b>Service life</b>	50000 h
<b>Maximum ambient temperature</b>	40 °C
<b>BIG WHITE Page</b>	624