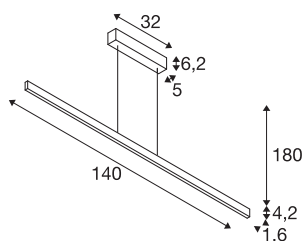




ONE LINEAR 100 PHASE up/down

black pendant light, 24W 2700/3000K



Reduced, modern and elegant, the design of the ONE light family attracts all eyes. Added to this is the high CRI of over 90 for true-to-life colour reproduction. The low-maintenance light is equally suitable for the hotel industry and gastronomy as well as for living spaces. When will you test out the benefits of SLV's impressive indoor lights?



TECHNICAL DATA

Item no.:	1006185
Number of different light outlets	2
Primary nominal voltage	220-240V ~50/60Hz mA/V
Secondary power / secondary voltage	600mA
Length	104 cm
Pendant length	180 cm
Width	1.6 cm
Height	4.2 cm
Net weight	1.75 kg
Gross weight	1.873 kg
Safety class	I
Assembly	Surface
Assembly details	Ceiling
Dimmable	Yes
Dimming technology	trailing edge
Wattage	24 W
Lumen	1250 / 1250 lm
Colour temperature	2700/3000 Kelvin
Color	black
CRI	90
BIG WHITE Page	118

Light Source

916536	 An energy label icon consisting of a vertical rectangle with 'A' at the top and 'G' at the bottom, followed by a red arrow pointing right with the letter 'F' inside.
916622	 An energy label icon consisting of a vertical rectangle with 'A' at the top and 'G' at the bottom, followed by a red arrow pointing right with the letter 'F' inside.