




KV Circuit breaker boxes 3-54 modules



KV 9109

- 9 modules: 1 x 9 x 18 mm

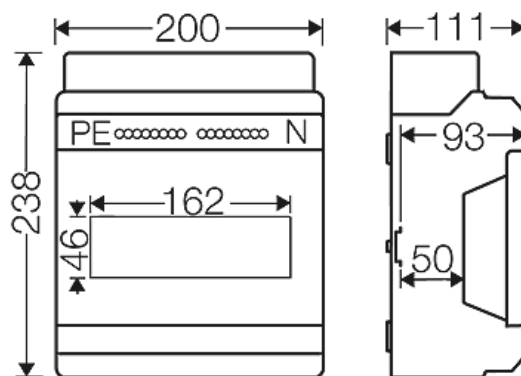



- 1-row
- per PE/N number x cross section 2 x 25 mm², 8 x 4 mm² Cu, FIXCONNECT[®] terminal technology, for terminal technology refer to technical data
- for the installation of DIN rail equipment, top hat profile 35 mm
- with transparent lid, sealable
- locking device for hinged lid and sealing facility see accessories
- with cable entry cover
- protective cover can be cut out
- cable entry via integrated elastic membranes
- degree of protection: IP 65
- colour: grey, RAL 7035


rated insulation voltage	$U_i = 400 \text{ V a.c.}$
power dissipation capability	$P_{de} = 16 \text{ watts at } 30 \text{ K according to EN 60670-24}$
protection class	II
material	PS (Polystyrene)
width	200 mm
height	238 mm
depth	111 mm
weight	0,994 kg

Drawings

Dimension drawing





KV Circuit breaker boxes 3-54 modules

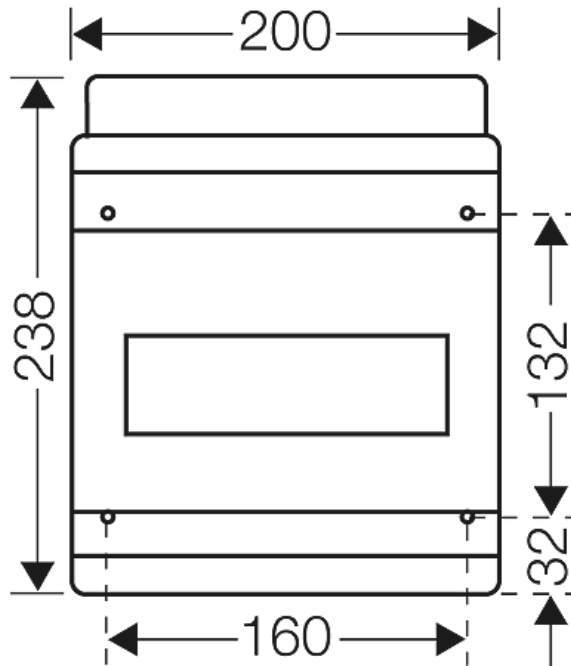


KV 9109

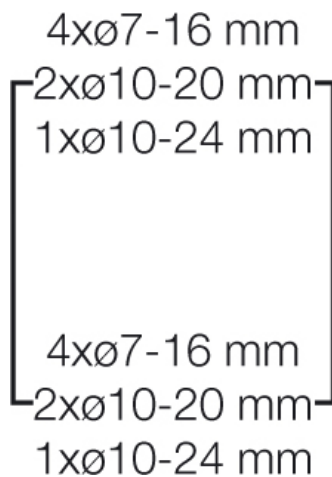
- 9 modules: 1 x 9 x 18 mm

Detail mass






Box walls



Operating and ambient conditions

Application area	IP 54/65 design: Suitable for indoor installation and outdoor installation, protected against weather influences IP 40/41 design: Suitable for installation in dry indoor areas However, pay attention to the climatic effects on the installed equipment, for example, high or low ambient temperatures or formation of condensed water see technical information
Ambient temperature	Average value over 24 hours + 35 °C Maximum value + 40 °C Minimum value - 5 °C
Relative humidity	50% at 40° C short-time 100% at 25° C

KV Circuit breaker boxes 3-54 modules

	<p>KV 9109</p>		
<ul style="list-style-type: none"> • 9 modules: 1 x 9 x 18 mm 			

Fire protection in the event of internal faults

Demands placed on electrical devices from standards and laws
 Minimum requirements
 - Glow wire test in accordance with IEC 60695-2-11:
 - 650°C for boxes and cable glands
 - 850°C for parts of insulating material necessary to retain current carrying parts in position

Burning behaviour

Glow wire test IEC 60695-2-11: 750 °C
 UL Subject 94: V-2
 flame-retardant
 self-extinguishing

Degree of protection against mechanical load

IK08 (5 Joule)

Toxic behaviour

halogen-free
 silicone-free
 "halogen-free" in accordance with the examination of the cables and insulated wires - corrosiveness of fumes - as per IEC 60754-2

Note:

For material properties see technical data.