

PHILIPS

Outdoor & industry
lighting

MASTERColour
CDM MW eco



Simply switch and save

The new MASTERColour CDM MW eco is a unique direct upgrade for quartz metal halide lamps operated on HPL or HPS gear, fully ErP compliant. Offering hassle-free installation, savings and unrivalled light quality.




MASTERCcolour CDM MW eco: The unique direct upgrade for QMH lamps on HPL or HPS gear

Quartz Metal Halide (QMH) lamps are currently used in a wide range of installations. These include high bay lighting applications in industry, retail and transport, as well as area and floodlighting for sports, buildings, under canopy and outdoor projects. From April 12 2017, Stage 3 of the ErP Directive will remove most QMH lamps from the market. The new MASTERCcolour CDM MW eco offers a unique direct upgrade for quartz metal halide lamps operated on HPL or HPS magnetic gear, fully ErP compliant. Offering hassle-free installation, savings and unrivalled light quality.

MASTERCcolour CDM MW eco benefits



Direct retrofit on
HPS and HPL gear



Up to 10%
energy saving



Up to 50% longer
service life



Low initial
cost



Excellent light
quality (CRI > 85)



10% more light

Finding the right upgrade

If your current installation uses QMH lamps, the following one-to-one retrofit replacements are available.



250W Quartz

- HPI-T Plus 250W/645 E40
- HPI Plus 250W/645 BU E40
- HPI Plus 250W/645 BUP E40

- > 20,000 lumen
- > 84 lm/W
- > Energy consumption 270 kWh/1,000
- > CRI 65

230W Ceramic solution

- MASTERColour CDM-T MW eco 230W/842 E40
- MASTERColour CDM-E MW eco 230W/842 E40
- MASTERColour CDM-EP MW eco 230W/842 E40*

- > 22,000 lumen
- > 97 lm/W
- > Energy consumption 250 kWh/1,000h
- > CRI > 85
- > Up to 10% energy savings

400W Quartz

- HPI-T Plus 400W/645 E40
- HPI Plus 400W/645 BU E40
- HPI Plus 400W/645 BUP E40

- > 33,000 lumen
- > 84 lm/W
- > Energy consumption 420 kWh/1,000
- > CRI 65

360W Ceramic solution

- MASTERColour CDM-T MW eco 360W/842 E40
- MASTERColour CDM-E MW eco 360W/842 E40
- MASTERColour CDM-EP MW eco 360W/842 E40*

- > 37,000 lumen
- > 101 lm/W
- > Energy consumption 396 kWh/1,000h
- > CRI > 85
- > Up to 10% energy savings

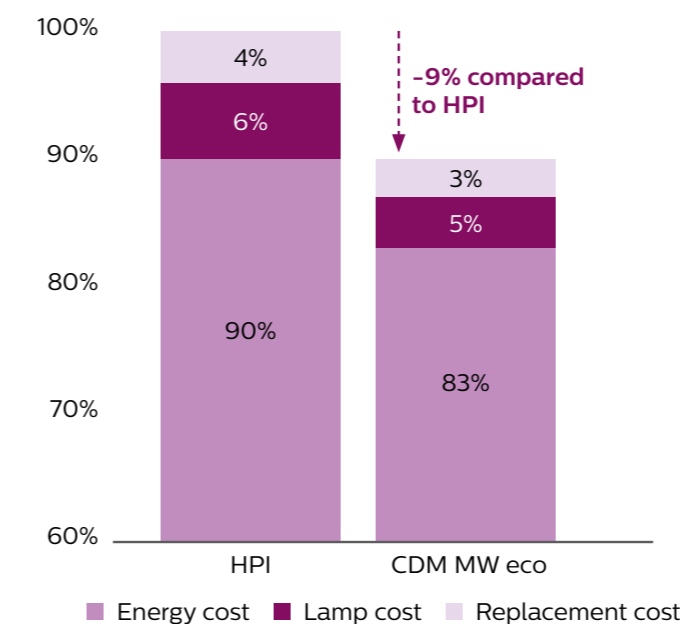
*-EP version available from Q2 2017



Reduced Total Cost of Ownership (TCO)

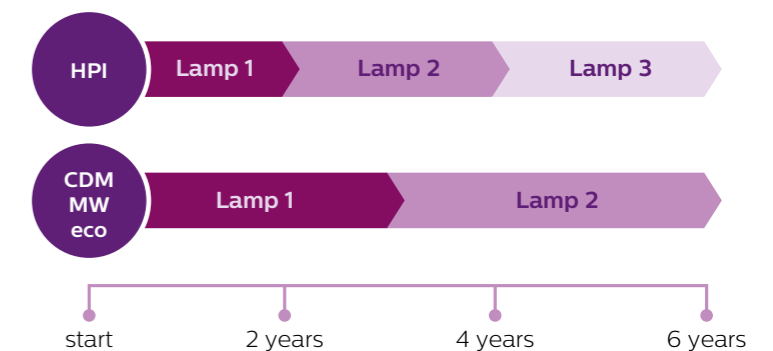
TCO – Annual cost

With CDM MW eco you can reduce on average your annual cost with 9% compared to HPI. Calculate your own savings on philips.com/mastercolourcdm



Lamp replacement cycles

With CDM MW eco you can extend your lamp replacement cycle with 50% (based on 4,000 burning hours per year).

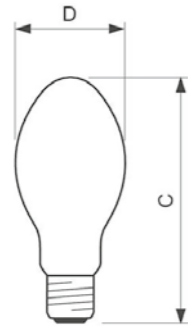


Service life is defined as combination of survival rate and lumen maintenance.

Product specifications

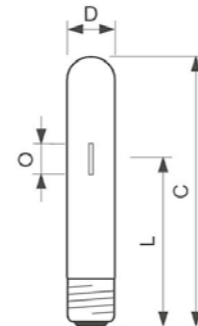
CDM-E MW eco

	230W	360W
D	90	90
C	222	222



CDM-T MW eco

	230W	360W
D	46	46
O	12	12
L	157	161
C	250	250




Material code Ordering code (EOC) 8711500 Product name

928481300098	179890 15	MASTER HPI-T Plus 250W/645 E40 1SL/12
928076709891	181145 15	MASTER HPI Plus 250W/645 BU E40 1SL/12
928481600096	179906 15	MASTER HPI-T Plus 400W/645 E40 1SL/12
928074309891	182524 10	MASTER HPI Plus 400W/645 BU E40 1SL/6

Material code Ordering code (EOC) 8718696 Product name

928070119230	596814 00	MASTERColour CDM-T MW eco 230W/842 E40
928070419830	596647 00	MASTERColour CDM-E MW eco 230W/842 E40
928070319230	646106 00	MASTERColour CDM-T MW eco 360W/842 E40
928070219830	595688 00	MASTERColour CDM-E MW eco 360W/842 E40

Performance on default system (HPL)



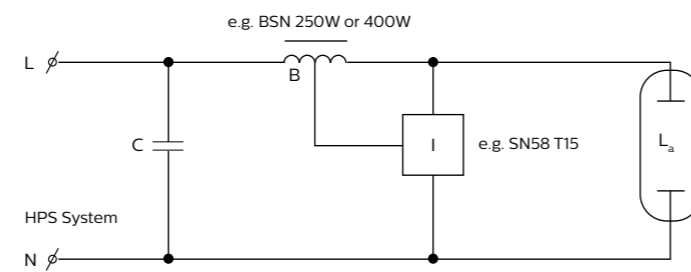
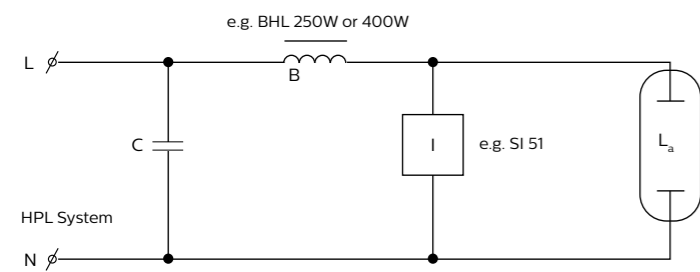
Material code	Product name	Lumen Output	Efficacy	Power	Colour Temperature	CRI	Energy consumption	Burning position
		Lm	Lm/W	W	K		kWh/1000	
928070119230	MASTERColour CDM-T MW eco 230W/842 E40	22000	97	227	4700	88	250	Universal
928070419830	MASTERColour CDM-E MW eco 230W/842 E40	21000	93	228	4240	90	251	Universal
928070319230	MASTERColour CDM-T MW eco 360W/842 E40	37000	101	361	4100	88	397	Hor ± 45°
928070219830	MASTERColour CDM-E MW eco 360W/842 E40	34000	95	360	4150	88	396	Universal

Performance on alternative system (HPS)

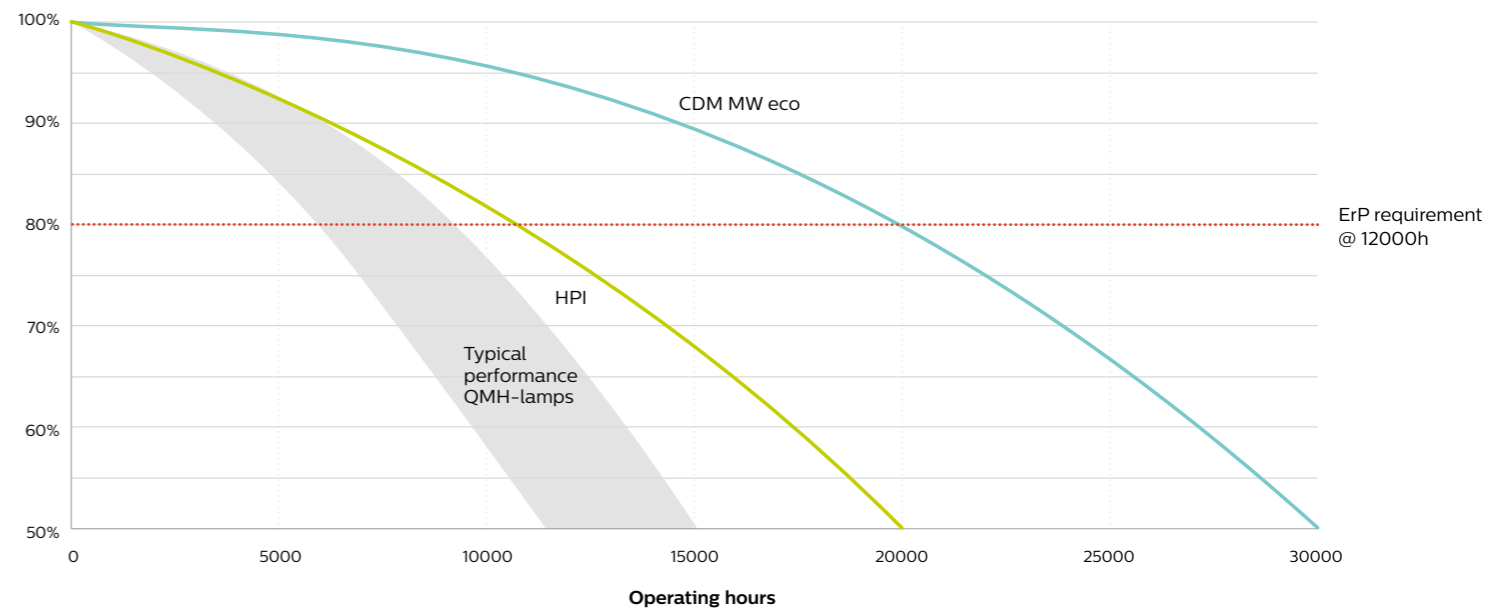


Material code	Product name	Lumen Output	Efficacy	Power	Colour Temperature	CRI	Energy consumption	Burning position
		Lm	Lm/W	W	K		kWh/1000	
928070119230	MASTERColour CDM-T MW eco 230W/842 E40	28000	104	269	4200	93	296	Universal
928070419830	MASTERColour CDM-E MW eco 230W/842 E40	28000	102	273	3850	93	300	Universal
928070319230	MASTERColour CDM-T MW eco 360W/842 E40	44000	105	418	4000	92	460	Hor ± 45°
928070219830	MASTERColour CDM-E MW eco 360W/842 E40	41000	98	418	4030	90	460	Universal

Circuit diagrams



Life expectancy



Lumen maintenance

