

MASTER LEDtube InstantFit HF T8

MASTER LEDtube HF 1200mm HO 14W840 T8

Philips MASTER LEDtube InstantFit T8 integrates a LED light source into a traditional fluorescent form factor. Its unique design creates a perfectly uniform visual appearance which cannot be distinguished from traditional fluorescent. Philips MASTER LEDtube InstantFit T8 is the ideal solution for customers who have higher light requirements and want to maximize value over lifetime.; Full energy savings & longer lifetime result in attractive payback times and TCO benefits.

Product data

General Information	
Cap-Base	G13 [Medium Bi-Pin Fluorescent]
Main Application	Industrial
Nominal Lifetime (Nom)	50000 h
Switching Cycle	50000X
B50L70	50000 h

Light Technical	
Color Code	840 [CCT of 4000K]
Beam Angle (Nom)	160 °
Luminous Flux (Nom)	2100 lm
Luminous Flux (Rated) (Nom)	2100 lm
Rated Beam Angle	160 °
Correlated Color Temperature (Nom)	4000 K
Color Consistency	<6
Color Rendering Index (Nom)	83

LLMF At End Of Nominal Lifetime (Nom) 70 %	
--	--

Operating and Electrical	
Power (Rated) (Nom)	14 W
Lamp Current (Max)	700 mA
Lamp Current (Min)	300 mA
Starting Time (Nom)	0.5 s
Warm Up Time to 60% Light (Nom)	0.5 s
Power Factor (Nom)	0.9
Voltage (Nom)	30-80 V

Temperature	
T-Ambient (Max)	45 °C
T-Ambient (Min)	-20 °C
T-Storage (Max)	65 °C
T-Storage (Min)	-40 °C

MASTER LEDtube InstantFit HF T8

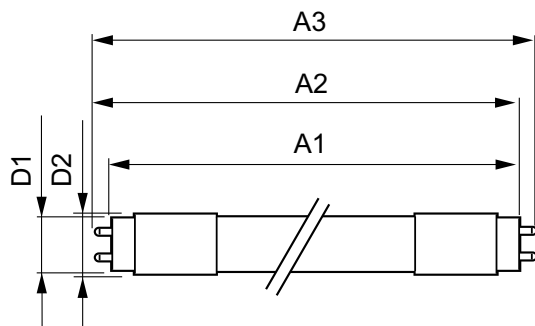
T-Case Maximum (Nom)	55 °C
Controls and Dimming	
Dimmable	Yes
Mechanical and Housing	
Product Length	1200 mm
Approval and Application	
Energy Saving Product	Yes
Energy Efficiency Label (EEL)	A++
Approval Marks	TUV CE marking RoHS compliance KEMA Keur certificate

Energy Consumption kWh/1000 h	17 kWh
Product Data	
Full product code	871869668748200
Order product name	MASTER LEDtube HF 1200mm HO 14W840 T8
EAN/UPC - Product	8718696687482
Order code	929001284102
Numerator - Quantity Per Pack	1
Numerator - Packs per outer box	10
Material Nr. (12NC)	929001284102
Net Weight (Piece)	0.450 kg

Warnings and Safety

- NOTES: The overall energy efficiency and light distribution of any installation that uses these lamps are determined by the design of the installation.

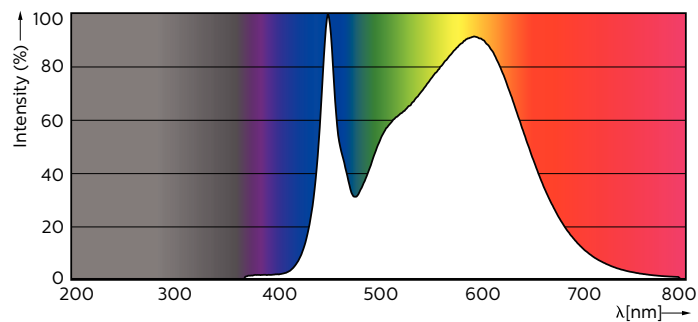
Dimensional drawing




MAS LEDtube HF 1200mm HO 14W840 T8

Product	D1	D2	A1	A2	A3
MASTER LEDtube HF 1200mm HO 14W840 T8	25.6 mm	28 mm	1198.1 mm	1205.2 mm	1212.3 mm

Photometric data



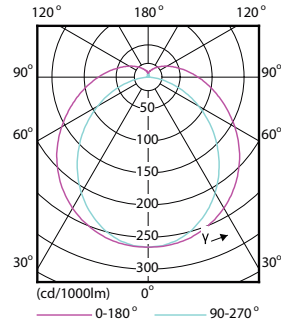
MAS LEDtube HF 1200mm HO 14W840 T8



General Lighting Catalogue

MASTER LEDtube InstantFit HF T8

Photometric data



Lifetime

