



CoreLine Downlight

DN140B LED10S/840 PSU WR PI6

840 neutral white - Power supply unit - White reflector without louver - Push-in connector 6-pole - Finger-protected

CoreLine Downlight delivers on the CoreLine promise of innovative, easy to use and high-quality recessed downlights. The CoreLine Downlight range is suitable for one-to-one conventional luminaire replacements, with an attractive TCO that helps customers to make the switch to LED. These recessed downlights create uniform light distribution for use in general lighting applications. They also deliver instant energy savings and have a much longer lifetime, creating a real value-for-money and environmentally-friendly solution. CoreLine DN140B recessed downlights are easy to install thanks to their standard cut-out size and push-in connectors. An InterAct Ready option with integrated wireless communications is available in this family, which can be used with InterAct gateways, sensors and software.

Product data

General Information			
Beam angle of light source	120 °	Glow-wire test	Temperature 850 °C, duration 5 s
Light source color	840 neutral white	Flammability mark	For mounting on normally flammable surfaces
Light source replaceable	No	CE mark	CE mark
Number of gear units	1 unit	ENEC mark	-
Driver/power unit/transformer	Power supply unit	Warranty period	5 years
Driver included	Yes	Remarks	*-Per Lighting Europe guidance paper "Evaluating performance of LED based luminaires - January 2018": statistically there is no relevant difference in lumen maintenance between B50 and for example B10. Therefore, the median useful life (B50) value also represents the B10 value.
Optic type	White reflector without louver	Constant light output	No
Luminaire light beam spread	90°		
Control interface	-		
Connection	Push-in connector 6-pole		
Cable	-		
Protection class IEC	Safety class I		

CoreLine Downlight

Number of products on MCB of 16 A type B	48
EU RoHS compliant	Yes
Service tag	Yes
Unified glare rating CEN	25

Operating and Electrical

Input Voltage	220-240 V
Input Frequency	50 to 60 Hz
Initial CLO power consumption	- W
Average CLO power consumption	- W
End CLO power consumption	- W
Inrush current	2.2 A
Inrush time	0.045 ms
Power Factor (Min)	0.95

Controls and Dimming

Dimmable	No
----------	----

Mechanical and Housing

Housing Material	Polycarbonate
Reflector material	Polycarbonate
Optic material	Polycarbonate
Optical cover/lens material	Polycarbonate
Fixation material	Steel
Optical cover/lens finish	Frosted
Overall length	0 mm
Overall width	0 mm
Overall height	100 mm
Overall diameter	162 mm
Color	White RAL 9003
Dimensions (Height x Width x Depth)	100 x 0 x 0 mm (3.9 x 0 x 0 in)

Approval and Application

Ingress protection code	IP20 [Finger-protected]
Mech. impact protection code	IK02 [0.2 J standard]

Initial Performance (IEC Compliant)

Initial luminous flux (system flux)	1100 lm
Luminous flux tolerance	+/-10%
Initial LED luminaire efficacy	116 lm/W
Init. Corr. Color Temperature	4000 K
Init. Color Rendering Index	≥80
Initial chromaticity	(0.381,0.379) SDCM≤5
Initial input power	9.5 W
Power consumption tolerance	+/-10%

Over Time Performance (IEC Compliant)

Control gear failure rate at median useful life 50000 h	5 %
Lumen maintenance at median useful life* 50000 h	L70

Application Conditions

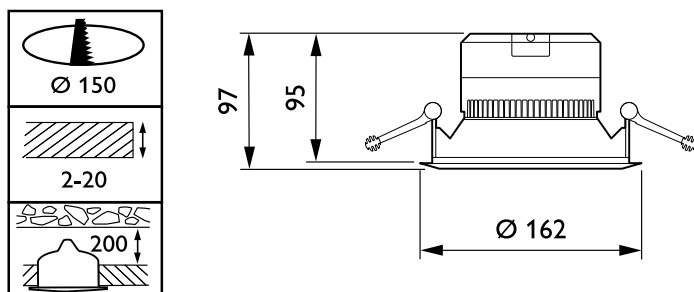
Ambient temperature range	-20 to +40 °C
Performance ambient temperature Tq	25 °C
Maximum dim level	Not applicable
Suitable for random switching	Yes

Product Data

Full product code	871016332581100
Order product name	DN140B LED10S/840 PSU WR PI6
EAN/UPC - Product	8710163325811
Order code	911401631105
Numerator - Quantity Per Pack	1
Numerator - Packs per outer box	6
Material Nr. (12NC)	911401631105
Net Weight (Piece)	0.320 kg

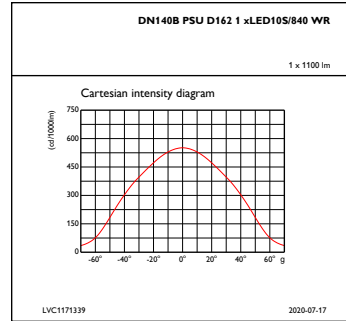
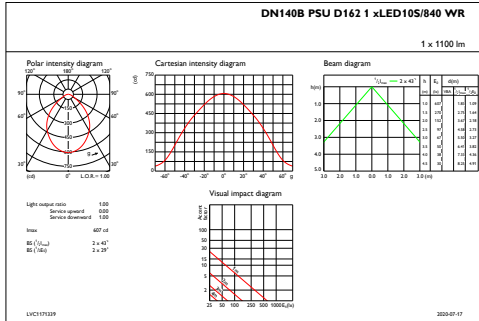


Dimensional drawing



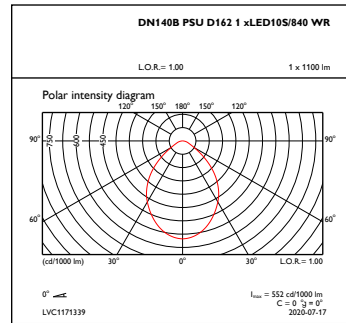
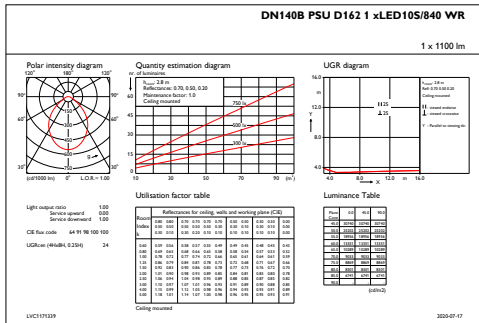
CoreLine Downlight DN140B

Photometric data



IFAS1_DN140BPSUD1621xLED10S840WR

IFCC1_DN140BPSUD1621xLED10S840WR



IFGU1_DN140BPSUD1621xLED10S840WR

OFPC1_DN140BPSUD1621xLED10S840WR

